

## NOTICE


**NOTICE is hereby given that the 14<sup>th</sup> Annual General Meeting of Krystal Gourmet Private Limited will be held on Friday, September 29, 2023 at 02.00 p.m. at 15A/17, Krystal House, Shivaji Fort Co-Op Hsg Soc., Duncan Causeway Road, Near Sion Talao, Sion (East), Mumbai-400022 the registered office of the Company to transact the following business:**


1. To receive, consider and adopt the Audited Balance Sheet for the year ended on March 31, 2023 the Statement of Profit and Loss for the year ended on that date together with the Reports of the Directors and Auditors thereon.
2. To appoint Auditors and fix their remuneration.

To consider and if thought fit to pass with or without modification the following resolution as an Ordinary Resolution:

**“RESOLVED THAT** pursuant to the provisions of Section 139 and other applicable provisions, if any, of the Companies Act, 2013 read with the Companies (Audit and Auditors) Rules, 2014, **M/s. T. R. Chadha & Co LLP, Chartered Accountants, (FRN. 006711N/ N500028)**, be and are hereby re-appointed as the Statutory Auditors of the Company to hold office for their second term of 5 (Five) year from 2019-2020 till the conclusion of Annual General Meeting for the financial year 2024-25 on such remuneration and terms and conditions as set out in the explanatory statement to this Notice.”

**For Krystal Gourmet Private Limited**

  
**Pravin Lad**  
**Director**  
**DIN: 01710743**



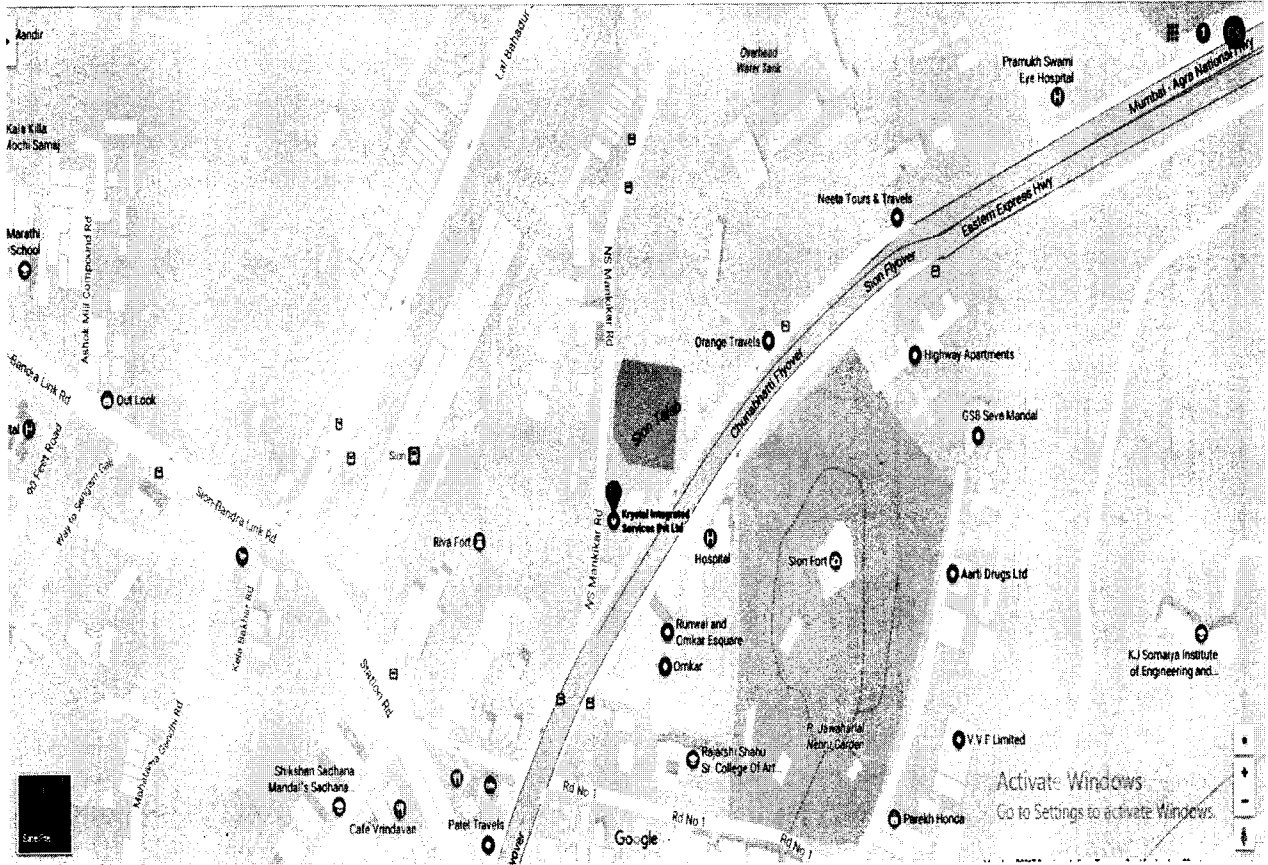
**Registered Office:**

15A/17, Krystal House, Shivaji Fort Co-Op Hsg Soc.,  
Duncan Causeway Road,  
Near Sion Talao, Sion (East),  
Mumbai-400022  
Date: **25.09.2023**

## **NOTES:**

1. A Member entitled to attend and vote at the meeting is entitled to appoint a proxy to attend and vote instead of himself and the proxy need not be the member of the Company. The instrument appointing the proxy should however be deposited at the registered office of the company not less than forty-eight hours before the commencement of the meeting.
2. The members are requested to communicate their E-mail addresses and any changes therein to the company from time to time.
3. Members/Proxies are requested to bring their duly filled Attendance Slip along with the copy of the Annual Report to the Meeting.
4. In case of joint holders attending the Meeting, only such joint holders who are higher in the order of names will be entitled to vote.
5. The Register of Members and Share Transfer Books of the Company shall remain closed during the book closure period.
6. Pursuant to Section 101 and 136 of the Companies Act, 2013 read with relevant rules made thereunder, Companies can serve Annual Reports and other communications through electronic mode to those members who have registered their e-mail addresses either with the Company. Members who have not registered their e-mail addresses with the Company can now register the same by submitting a request letter in this respect to the Company.
7. The Notice of the AGM and Attendance Slip is being sent in electronic mode to members whose e-mail IDs are registered with the Company unless the members have registered a request for a hard copy of the same. Physical copy of the Notice of AGM and Attendance Slip is being sent to those members who have not registered their e-mail IDs with the Company.
8. The Register of Directors' and Key Managerial Personnel and their shareholding maintained under Section 170 of the Companies Act, 2013, the Register of Contracts or arrangements in which the directors are interested under Section 189 of the Companies Act, 2013, will be available for inspection at the AGM.
9. The Ministry of Corporate Affairs (vide circular nos. 17/2011 and 18/2011 dated April 21 and April 29, 2011 respectively), has undertaken a 'Green Initiative in Corporate Governance' and allowed companies to share documents with its shareholders through an electronic mode. Members are requested to support this green initiative by registering/uploading their email addresses.
10. Route map along with landmark of the venue of the AGM is attached for your reference.

# 11. Route Map:



## BOARD'S REPORT

To,  
The Members,  
KRYSTAL GOURMET PRIVATE LIMITED

We are very pleased to present the 14<sup>th</sup> Annual Report of the Company and the Audited Statements of Accounts and the State of Affairs of the Company for the Financial Year ended on 31<sup>st</sup> March, 2023.

### 1. FINANCIAL RESULTS:

The Company's Financial Performance for the financial year ended on 31<sup>st</sup> March, 2023 ("year under review") along with Previous financial year figures are given hereunder: -

(Amount in million)

PARTICULARS	2022-2023	2021-2022
Net Sales /Income from Business Operations	106.07	57.35
Other Income	7.74	3.25
Total Income	113.81	60.60
Less: Total Expenses	111.97	59.84
Profit before Exceptional Item and tax	1.84	0.76
Less: Exceptional Item	-	-
Profit before tax	1.84	0.76
Less: Current Income Tax	0.77	0.44
Less: Deferred Tax	0.16	(0.19)
Less: Tax of earlier year	-	-
Net Profit after Tax	0.91	0.51
<b>Restated other Comprehensive Income</b>		
(i) Items that will not be reclassified to profit or loss	0.36	(0.06)
(ii) Deferred tax relating to items that will not be reclassified to profit or loss	(0.09)	0.02
Restated total Comprehensive Income for the year	1.18	0.47

The Net Profit for the year under review amounted to Rs.1.18 million as compared to Rs. 0.47 million in the previous year.

The Company is deploying its resources in the best possible way to increase business volumes and plans to achieve increased business in the current year.

### 2. NATURE OF BUSINESS/STATE OF COMPANY'S AFFAIRS AND FUTURE OUTLOOK:

Your Company is authorised to carry on in India or abroad the business of importers, exporters, manufacturers, buyers, sellers, suppliers, traders, producer, merchants, hire purchase dealers, brokers, stockiest, distributors or otherwise dealing in foods, natural food extracts, food products, fast foods including instant food mixes, processed foods, dehydrated foods, health foods, farm products, fruits, vegetables, pulses, juices, jellies, ice creams, jams, tea, coffee, cocoa, chocolate, spices and condiments, cookeries, bakery, confectionery, groceries, poultry, eggs, vegetable oils, vegetable ghee, sausages, prawns, potted meat, table

delicacies and masalas, vinegar acetic acid, glucose, wines, spirits, beers, porters, yeast, pickles, ciders preserved food and of such other related ingredients and/or articles as may be conveniently be used or manufactured in conjunction with the above and to own, maintain, hire or lease and construct kitchen or bakeries and for that purpose to set up, install, purchase, import or otherwise acquire all plant, machinery and equipments.

**3. CHANGE IN NATURE OF BUSINESS, IF ANY:**

During the year under review, there is no change in the nature of the business of the Company.

**4. MATERIAL CHANGES AND COMMITMENTS, AFFECTING FINANCIAL POSITION OF THE COMPANY:**

Material changes and commitments which have occurred between the financial year ended March 31, 2023 and the date of this report affecting the financial position of the Company are given herein below:

**Opening of new outlet**

The Company has opened a new outlet in the name of Southern Bhavan at Food Plaza of KSR (Majestic) Bengaluru Railway Station on September 15, 2023.

**Change in the Nature of Holding Company**

The Company's holding Company i.e. M/s. Krystal Integrated Services Private Limited has converted from private limited to public limited and received a fresh certificate of incorporation consequent upon conversion from private company to public company on August 04, 2023 from the Registrar of Companies, Maharashtra, Mumbai.

**Adoption of new Accounting Policies**

After conversion, your Company's holding Company i.e. M/s. Krystal Integrated Services Limited has adopted Indian Accounting Standard (abbreviated as Ind-AS) and to synchronise with the holding Company's Books of Accounts, your Company has also adopted the Indian Accounting Standard.

**5. DIVIDENDS:**

In order to conserve resources for future growth and expansion, the Directors do not recommend any dividend on equity share capital of the Company for the financial year ended on 31<sup>st</sup> March, 2023.

**6. SHARE CAPITAL:**

The authorised share capital of your Company is Rs.75,00,000 divided into 7,50,000 equity shares of Rs. 10 each and the paid up, issued and subscribed share capital of the Company is Rs.64,26,550 divided into **642,655** equity shares of Rs. 10 each. The Company has not bought back any securities during the year under review nor has issued any Bonus Shares during the year.

**7. TRANSFER TO RESERVES IN TERMS OF SECTION 134 (3) (J) OF THE COMPANIES ACT, 2013:**

For the financial year ended 31<sup>st</sup> March, 2023, the Company has transferred Rs. 1.18 million to General Reserve Account.

**8. DIRECTOR'S AND KEY MANAGERIAL PERSONNEL:**

There has been no change in the constitution of Board during the year under review.

**9. TRANSFER OF UNCLAIMED DIVIDEND TO INVESTOR EDUCATION AND PROTECTION FUND:**

The provisions of Section 125(2) of the Companies Act, 2013 do not apply as there was no dividend declared and paid last year.

**10. SIGNIFICANT AND MATERIAL ORDERS PASSED BY THE REGULATORS OR COURTS OR TRIBUNALS IMPACTING THE GOING CONCERN STATUS AND COMPANY'S OPERATIONS IN FUTURE:**

During the year under review, there has been no such significant and material order passed by the regulators/courts/tribunals impacting the going concern status and company's operations in future.

**11. EXTRACT OF ANNUAL RETURN:**

As required under the provisions of Sections 134(3) (a) and Section 92(3) of the Act and the Companies (Management and Administration) Rules, 2014, the Annual Return of the Company in prescribed form MGT-7 has been placed on the website of the Company at Krystal Gourmet Services Pvt. Ltd.

**12. INFORMATION ABOUT SUBSIDIARY/ JV/ ASSOCIATE COMPANY:**

The company does not have any Wholly Owned Subsidiary, Subsidiaries, Joint Ventures and Associates Company.

**13. MEETINGS OF THE BOARD OF DIRECTORS:**

During the financial year 2022-23, 9 (Nine) Board meetings were convened and held and the intervening gap between the meetings was within the period prescribed under the Companies Act, 2013. The details of the meetings held are as follows:

Sr. No.	Date of Meeting	Board Strength	Number of Board Meetings		AGM last Attended
			Held	Attended	
1.	11 <sup>th</sup> May, 2022	5	5	5	28.09.2022
2.	25 <sup>th</sup> June, 2022	5	5	5	28.09.2022
3.	9 <sup>th</sup> July, 2022	5	5	5	28.09.2022
4.	1 <sup>st</sup> August, 2022	5	5	5	28.09.2022
5.	26 <sup>th</sup> September, 2022	5	5	5	28.09.2022
6.	3 <sup>rd</sup> November, 2022	5	5	5	28.09.2022
7.	19 <sup>th</sup> November, 2022	5	5	5	28.09.2022
8.	25 <sup>th</sup> November, 2022	5	5	5	28.09.2022
9.	12 <sup>th</sup> January, 2023	5	5	5	28.09.2022

#### **14. DIRECTOR'S RESPONSIBILITY STATEMENT:**

Pursuant to Section 134(5) of the Companies Act, 2013 the Board of Directors of the Company confirms that-

- (a) In the preparation of the annual accounts for the period commencing from April 01, 2022 to March 31, 2023, the applicable accounting standards had been followed along with proper explanation relating to material departures;
- (b) The directors have selected such accounting policies and applied them consistently and made judgments and estimates that are reasonable and prudent so as to give a true and fair view of the state of affairs of the company at the end of the financial year and of the profit and loss of the company for that period;
- (c) The directors have taken proper and sufficient care for the maintenance of adequate accounting records in accordance with the provisions of this Act for safeguarding the assets of the Company and for preventing and detecting fraud and other irregularities;
- (d) The directors have prepared the annual accounts on a going concern basis;
- (e) Company being unlisted sub clause (e) of section 134(3) is not applicable.
- (f) The directors have devised proper systems to ensure compliance with the provisions of all applicable laws and that such systems were adequate and operating effectively.

#### **15. STATUTORY AUDITORS:**

Pursuant to the provisions of Section 139 of the Act read with the Companies (Audit & Auditors) Rules, 2014, the Members of the Company at their 11<sup>th</sup> Annual General Meeting (AGM) held on 24<sup>th</sup> December, 2020 approved the re-appointment of M/s. T. R. Chadha & Co LLP, Chartered Accountants, Mumbai (FRN. 006711N/ N500028), as the Statutory Auditors of the Company for

a period of five years from the conclusion of the 11<sup>th</sup> AGM till the conclusion of 16<sup>th</sup> Annual General Meeting of the Company to be held in the financial year 2024-25.

**16. EXPLANATION OR COMMENTS ON QUALIFICATIONS, RESERVATIONS OR ADVERSE REMARKS OR DISCLAIMERS MADE BY THE AUDITORS IN THEIR REPORTS:**

Report given by the Statutory Auditors, on the financial statements of the Company, is disclosed as part of the Financial Statements of the Company for the year under review. There is no qualification, reservation, adverse remark or disclaimer given by the Statutory Auditors in their Report and the same does not call for any further comments. The Notes to the Financial Statements are self-explanatory and do not call for any further comments.

**17. INTERNAL AUDITORS:**

The Company does not fall within the ambit of the provisions of Section 138 of the Companies Act, 2013 and hence internal audit is not applicable to the Company.

**18. DETAILS IN RESPECT OF FRAUDS REPORTED BY AUDITORS:**

During the year under review, there were no frauds reported by the Auditors under Section 143(12) of the Companies Act, 2013 read with Companies (Accounts) Rules, 2014.

**19. MAINTENANCE OF COST RECORDS**

Provisions of Section 148 of the Companies Act, 2013 read with the Companies (Cost Records and Audit) Rules, 2014, as amended from time to time are not applicable to the Company and therefore the Company is not required to maintain Cost Records under the said Rules.

**20. PARTICULARS OF EMPLOYEES**

None of the employees who have worked throughout the year under review or a part of the year under review were drawing remuneration in excess of the threshold mentioned under Section 197(12) of the Companies Act, 2013 read with Rule 5 of Companies (Appointment and Remuneration of Managerial Personnel) Rules, 2014.

**21. PARTICULARS OF LOANS, GUARANTEES OR INVESTMENTS UNDER SECTION 186:**

Full particulars of loans and guarantees given and investments made under Section 186 of the Companies Act, 2013 are given separately in the financial statements of the Company read with Notes to Accounts which may be read in conjunction with this Report.



## **22. PARTICULARS OF CONTRACTS/ARRANGEMENT WITH RELATED PARTIES:**

All related party transactions that were entered into during the financial year were on an arm's length basis and were in the ordinary course of business. Particulars of contracts or arrangements with related parties referred to in Section 188(1) of the Companies Act, 2013, in the prescribed Form AOC-2, is appended as "Annexure B" to the Board's report.

## **23. DEPOSITS:**

During the period under review, the Company has not accepted or renewed any amount falling within the purview of the provisions of Section 73 of the Companies Act, 2013 read with the Companies (Acceptance of Deposits) Rules, 2014. Thus, as on March 31, 2023, there were no deposits which were unpaid or unclaimed and due for repayment.

## **24. LOANS FROM DIRECTORS OR DIRECTOR'S RELATIVE**

During the year under review, the Company has not borrowed any amount(s) from Directors and from their relatives as per the definition of Deposit as per Rule 2(1)(c)(viii) of the Companies (Acceptance of Deposits) Rules, 2014.

## **25. CONSERVATION OF ENERGY/ TECHNOLOGY ABSORPTION:**

The provisions of Section 134(3)(m) of the Act and the rules made there under relating to conservation of energy and technology absorption do not apply to your Company as it is not a manufacturing Company.

## **26. FOREIGN EXCHANGE EARNINGS AND OUTGO:**

The Company did not have any foreign exchange earnings or outgo during the financial year under review.

## **27. DISCLOSURE UNDER THE SEXUAL HARASSMENT OF WOMEN AT WORKPLACE (PREVENTION AND REDRESSAL) ACT, 2013:**

The Company is committed to providing and promoting a safe and healthy work environment for all its employees. A 'Prevention of Sexual Harassment' Policy, which is in line with the statutory requirements, along with a structured reporting and redressal mechanism, including the constitution of Internal Complaints Committee in accordance with the provisions of the Sexual Harassment of Women at Workplace (Prevention, Prohibition and Redressal) Act, 2013 ("the POSH Act"), is in place. During the period under review, there were no complaints received under the provisions of the POSH Act.

## **28. RISK MANAGEMENT:**

The Board is of the opinion that the elements of risks threatening the Company's existence are very minimal and hence it is not required to implement a risk management policy at this stage. The Company will implement a risk management policy at a suitable time.

## **29. COMMITTEES OF THE BOARD**

The Company, being a Private Limited Company is not required to constitute an Audit Committee or the Nomination and Remuneration Committee under the provisions of Section 177, 178 of the Companies Act, 2013 and Rule 6 of the Companies (Meetings of Board and its Powers) Rules, 2014. Further, the Company does not fall within provisions of Section 135 of Companies Act, 2013 read with Companies (Corporate Social Responsibility) Rules, 2014 and therefore is not required to constitute Corporate Social Responsibility Committee.

## **30. VIGIL MECHANISM:**

The provisions of Section 177(9) of the Companies Act, 2013 with respect to establishment of Vigil Mechanism are not applicable to the Company.

## **31. DECLARATION BY INDEPENDENT DIRECTOR(S) AND RE- APPOINTMENT:**

The provisions of Section 149 of the Companies Act, 2013 with respect to appointment of Independent Directors are not applicable to your Company. Therefore, the requirement of obtaining declarations/confirmations from Independent Directors is not applicable to the Company. Further, the disclosure requirement of opinion of the Board of Directors with regards to integrity, expertise and experience of Independent Directors is not applicable to the Company.

## **32. INTERNAL FINANCIAL CONTROL SYSTEMS:**

In accordance with the Auditor's report, the existing internal financial controls are commensurate with the size of the Company and the nature of its business. Regular checks are undertaken to ensure that systems and processes are followed effectively.

## **33. EMPLOYEES STOCK OPTION SCHEME (ESOS)**

The information pertaining to ESOS in terms of Rule 12(9) of the Companies (Share Capital and Debentures) Rules, 2014 is not applicable to the Company.

## **34. ISSUE OF SWEAT EQUITY SHARES**

Pursuant to Rule 8(13) of the Companies (Share Capital and Debentures) Rules, 2014, no disclosure or reporting is required in respect of issue of sweat equity shares and shares with differential rights as to dividend, voting or otherwise, since there was no such issue of shares during the period under review.

## **35. DETAILS OF SIGNIFICANT AND MATERIAL ORDERS PASSED BY THE REGULATORS OR COURTS OR TRIBUNALS IMPACTING THE GOING CONCERN STATUS AND COMPANY'S OPERATIONS IN FUTURE**

No significant or material orders were passed by the Regulators or Courts or Tribunals which impact the going concern status and Company's Operation in future.

### **36. SECRETARIAL STANDARDS AND COMPLIANCE**

During the year under review, the Company has complied with the applicable provisions of Secretarial Standards issued by The Institute of Company Secretaries of India on Board Meetings and General Meetings.

### **37. DETAILS OF APPLICATION MADE OR ANY PROCEEDING PENDING UNDER THE INSOLVENCY AND BANKRUPTCY CODE (IBC), 2016 DURING THE YEAR ALONG WITH ITS STATUS AS AT THE END OF THE FINANCIAL YEAR**

During the period under review and at the end of financial year, there are no proceedings pending against the Company under the IBC 2016 and no valuation was required.

### **38. DETAILS OF DIFFERENCE BETWEEN THE AMOUNT OF VALUATION DONE AT THE TIME OF TAKING LOAN FROM BANK AND AT THE TIME OF ONE-TIME SETTLEMENT ALONG WITH REASONS THEREOF**

During the period under review, the Company has not made any settlement with its Bankers from which it has accepted any term loan.


### **39. ACKNOWLEDGEMENTS:**

Your Directors wish to express their grateful appreciation to the continued co-operation received from the Banks, Government Authorities, Customers, Vendors and Shareholders during the year under review. Your Directors also wish to place on record their deep sense of appreciation for the committed service of the Executives, staff and Workers of the Company.

**For and on Behalf of the Board of Directors**  
**KRYSTAL GOURMET PRIVATE LIMITED**

  
**PRAVIN RAMESH LAD**  
**DIN: 01710743**  
**DIRECTOR**

**Date: 25<sup>th</sup> September, 2023**  
**Place: Mumbai**

  
**SAILY PRASAD LAD**  
**DIN: 05336504**  
**DIRECTOR**

**ANNEXURE B**

**FORM NO. AOC -2**

**(Pursuant to clause (h) of sub-section (3) of section 134 of the Act and Rule 8(2) of the Companies (Accounts) Rules, 2014.**


Form for Disclosure of particulars of contracts/arrangements entered into by the company with related parties referred to in sub section (1) of section 188 of the Companies Act, 2013 including certain arm's length transaction under third proviso thereto.


1. Details of contracts or arrangements or transactions not at Arm's length basis.: NIL
2. Details of contracts or arrangements or transactions at Arm's length basis:


Name(s) of the related party and nature of relationship	Nature of contracts/ arrangement/ transactions	Duration of the contracts / arrangement s/ transactions	Date of approval by Board	Salient terms of the contracts or arrangements or transactions including the value, if any:	Amount paid as advances, if any:
Krystal Integrated Services Limited (Formerly Krystal Integrated Services Private Limited) – Holding Company	Services/ Loans	Ongoing	11 <sup>th</sup> May,2022	In the Normal Course of Business	NIL
Krystal Allied Services Private Limited - Company in which Management has significant influence	Services	Ongoing	11 <sup>th</sup> May,2022	In the Normal Course of Business	NIL
Prasad Lad - Relative of Key Management Personal -	Services/ Loans	Ongoing	11 <sup>th</sup> May,2022	In the Normal Course of Business	NIL

For and on Behalf of the Board of Directors  
KRYSTAL GOURMET PRIVATE LIMITED

  
PRAVIN RAMESH LAD  
DIN: 01710743  
DIRECTOR



  
SAILY PRASAD LAD  
DIN: 035336504  
DIRECTOR



Date: 25<sup>th</sup> September,2023  
Place: Mumbai



## INDEPENDENT AUDITOR'S REPORT

To,  
**The Members of Krystal Gourmet Private Limited**

### Report on the Audit of the Financial Statements

#### Opinion

We have audited the accompanying financial statements of **Krystal Gourmet Private Limited** ("the Company"), which comprise Balance Sheet as at March 31, 2023, and the Statement of Profit and Loss (including other comprehensive income), Statement of Changes in Equity and Statement of Cash Flows for the year then ended, and notes to the financial statements, including a summary of significant accounting policies and other explanatory information (hereinafter referred to as "financial statements").

In our opinion and to the best of our information and according to the explanations given to us, the aforesaid Financial Statements give the information required by the Companies Act, 2013 ("the Act") in the manner so required and give a true and fair view in conformity with the Indian Accounting Standard prescribed under section 133 of the Act read with the Companies (Indian Accounting Standard) Rules, 2015, as amended ("Ind AS"), and other accounting principles generally accepted in India, of the state of affairs of the Company as at March 31, 2023 and profit (including other comprehensive income), changes in equity and its cash flows for the year ended on that date.

#### Basis for Opinion


We conducted our audit of Financial Statements in accordance with the Standards on Auditing (SAs) specified under section 143(10) of the Companies Act, 2013. Our responsibilities under those Standards are further described in the *Auditor's Responsibilities for the Audit of the Financial Statements* section of our report. We are independent of the Company in accordance with the Code of Ethics issued by the Institute of Chartered Accountants of India (ICAI) read together with the ethical requirements that are relevant to our audit of the Financial Statements under the provisions of the Act and the Rules thereunder, and we have fulfilled our other ethical responsibilities in accordance with these requirements and the ICAI's Code of Ethics. We believe that the audit evidence we have obtained is sufficient and appropriate to provide a basis for our opinion.

#### Information Other than the Financial Statements and Auditor's Report thereon

The Board of Directors are responsible for the other information. The other information comprises the information included in the Company's Annual Report but does not include the Financial Statements and our auditor's report thereon. The other information is expected to be made available to us after the date of this auditor's report.

Our opinion on the Financial Statements does not cover the other information and we will not express any form of assurance conclusion thereon.

In connection with our audit of the Financial Statements, our responsibility is to read the other information when it becomes available and, in doing so, consider whether the other information is





materially inconsistent with the Financial Statements or our knowledge obtained in the audit, or otherwise appears to be materially misstated.

The above information is not made available to us as at the date of this Auditor's report. We have nothing to report in this regard.

### **Responsibilities of Management and Those Charged with Governance for the Financial Statements**

The Company's Management and Board of Directors are responsible for the matters stated in section 134(5) of the Act with respect to the preparation of these Financial Statements that give a true and fair view of the financial position, financial performance including other comprehensive income, changes in equity and cash flows of the Company in accordance with the accounting principles generally accepted in India, including the accounting Standards specified under section 133 of the Act. This responsibility also includes maintenance of adequate accounting records in accordance with the provisions of the Act for safeguarding of the assets of the Company and for preventing and detecting frauds and other irregularities; selection and application of appropriate accounting policies; making judgments and estimates that are reasonable and prudent; and design, implementation and maintenance of adequate internal financial controls, that were operating effectively for ensuring the accuracy and completeness of the accounting records, relevant to the preparation and presentation of the Financial Statements that give a true and fair view and are free from material misstatement, whether due to fraud or error.

In preparing the Financial Statements, management is responsible for assessing the Company's ability to continue as a going concern, disclosing, as applicable, matters related to going concern and using the going concern basis of accounting unless management either intends to liquidate the Company or to cease operations, or has no realistic alternative but to do so.


The Board of Directors is also responsible for overseeing the Company's financial reporting process.

### **Auditors' Responsibility for the Audit of the Financial Statements**

Our objectives are to obtain reasonable assurance about whether the Financial Statements as a whole are free from material misstatement, whether due to fraud or error, and to issue an auditor's report that includes our opinion. Reasonable assurance is a high level of assurance, but is not a guarantee that an audit conducted in accordance with SAs will always detect a material misstatement when it exists. Misstatements can arise from fraud or error and are considered material if, individually or in the aggregate, they could reasonably be expected to influence the economic decisions of users taken on the basis of these Financial Statements.

As part of an audit in accordance with SAs, we exercise professional judgment and maintain professional skepticism throughout the audit. We also:

- Identify and assess the risks of material misstatement of the Financial Statements, whether due to fraud or error, design and perform audit procedures responsive to those risks, and obtain audit evidence that is sufficient and appropriate to provide a basis for our opinion. The risk of not detecting a material misstatement resulting from fraud is higher than for one resulting from error, as fraud may involve collusion, forgery, intentional omissions, misrepresentations, or the override of internal control.





- Obtain an understanding of internal financial control relevant to the audit in order to design audit procedures that are appropriate in the circumstances. Under section 143(3)(i) of the Act, we are also responsible for expressing our opinion on whether the Company has adequate internal financial controls system in place and the operating effectiveness of such controls.
- Evaluate the appropriateness of accounting policies used and the reasonableness of accounting estimates and related disclosures made by the management.
- Conclude on the appropriateness of management's use of the going concern basis of accounting and, based on the audit evidence obtained, whether a material uncertainty exists related to events or conditions that may cast significant doubt on the Company's ability to continue as a going concern. If we conclude that a material uncertainty exists, we are required to draw attention in our auditor's report to the related disclosures in the Financial Statements or, if such disclosures are inadequate, to modify our opinion. Our conclusions are based on the audit evidence obtained up to the date of our auditor's report. However, future events or conditions may cause the Company to cease to continue as a going concern.
- Evaluate the overall presentation, structure and content of the Financial Statements, including the disclosures, and whether the Financial Statements represent the underlying transactions and events in a manner that achieves fair presentation.

Materiality is the magnitude of misstatements in the Financial Statements that, individually or in aggregate, makes it probable that the economic decisions of a reasonably knowledgeable user of the Financial Statements may be influenced. We consider quantitative materiality and qualitative factors in (i) planning the scope of our audit work and in evaluating the results of our work; and (ii) to evaluate the effect of any identified misstatements in the Financial Statements.

We communicate with those charged with governance regarding, among other matters, the planned scope and timing of the audit and significant audit findings, including any significant deficiencies in internal control that we identify during our audit.

We also provide those charged with governance with a statement that we have complied with relevant ethical requirements regarding independence, and to communicate with them all relationships and other matters that may reasonably be thought to bear on our independence, and where applicable, related safeguards.

### **Report on Other Legal and Regulatory Requirements**

1. As required by the Companies (Auditor's Report) Order, 2020 ("the Order"), issued by the Central Government of India in terms of sub-section (11) of section 143 of the Companies Act, 2013, we give in the "**Annexure A**", a statement on the matters specified in paragraphs 3 and 4 of the Order, to the extent applicable.
2. As required by Section 143 (3) of the Act, we report that:
  - (a) We have sought and obtained all the information and explanations which to the best of our

**T R Chadha & Co LLP, A limited liability partnership with LLP Identification No. AAF-3926 [www.trchadha.com](http://www.trchadha.com)**

Mumbai Branch Office: E 2001-02, Lotus Corporate Park, Off Western Express Highway, Ram Mandir Station Road, Goregaon East, Mumbai 400063.  
Ph: +91 22 49669000 E mail: [mumbai@trchadha.com](mailto:mumbai@trchadha.com)

Corporate/ Regd. Office: B-30, Connaught Place, Kuthiala Building, New Delhi - 110001, Phone: 43259900, Fax: 43259930, E-mail: [delhi@trchadha.com](mailto:delhi@trchadha.com)

Other Offices: | Gurugram | Noida | Ahmedabad | Hyderabad | Bengaluru | Chennai | Pune | Tirupati | Vadodara |





knowledge and belief were necessary for the purposes of our audit.

- (b) In our opinion, proper books of account as required by law have been kept by the Company so far as it appears from our examination of those books
  - (c) The Balance Sheet, the Statement of Profit and Loss (including Other Comprehensive income), the Statement of Changes in Equity and the Statement of Cash Flow dealt with by this Report are in agreement with the relevant books of account.
  - (d) In our opinion, the aforesaid Financial Statements comply with the Indian Accounting Standards specified under Section 133 of the Act, read with rule 7 of Companies (Accounts) Rules, 2014.
  - (e) On the basis of the written representations received from the directors as on March 31, 2023, taken on record by the Board of Directors, none of the directors is disqualified as on March 31, 2023, from being appointed as a director in terms of Section 164 (2) of the Act.
  - (f) With respect to the adequacy of the internal financial controls with reference to Financial Statements of the Company and the operating effectiveness of such controls, refer to our separate report in "**Annexure B**". Our report expresses an unmodified opinion on the adequacy and operating effectiveness of the Company's internal financial controls with reference to the Financial Statement.
3. With respect to the other matters to be included in the Auditor's Report in accordance with Rule 11 of the Companies (Audit and Auditors) Rules, 2014, in our opinion and to the best of our information and according to the explanations given to us:
- a. The Company has disclosed the impact of pending litigations on its financial position in its Financial Statements – Refer Note 37 to the Financial Statements.
  - b. The Company did not have any long-term contracts including derivative contracts for which there were any material foreseeable losses.
  - c. There were no amounts which were required to be transferred to the Investor Education and Protection Fund by the Company.
  - d. (i) The Management has represented that, to the best of its knowledge and belief, no funds have been advanced or loaned or invested (either from borrowed funds or share premium or any other sources or kind of funds) by the Company to or in any other person(s) or entity(ies), including foreign entities ("Intermediaries"), with the understanding, whether recorded in writing or otherwise, that the Intermediary shall, whether, directly or indirectly lend or invest in other persons or entities identified in any manner whatsoever by or on behalf of the Company ("Ultimate Beneficiaries") or provide any guarantee, security or the like on behalf of the Ultimate Beneficiaries (Refer Note 14 to the Financial Statements);

(ii) The Management has represented, that, to the best of its knowledge and belief, no







funds have been received by the Company from any person(s) or entity(ies), including foreign entities ("Funding Parties"), with the understanding, whether recorded in writing or otherwise, that the Company shall, whether, directly or indirectly, lend or invest in other persons or entities identified in any manner whatsoever by or on behalf of the Funding Party ("Ultimate Beneficiaries") or provide any guarantee, security or the like on behalf of the Ultimate Beneficiaries; and

(iii) Based on audit procedures that we have considered reasonable and appropriate in the circumstances, nothing has come to our notice that has caused us to believe that the representations under sub-clause (i) and (ii) of Rule 11(e), as provided under above, contain any material misstatement.

- e. During the year the Company has neither declared nor paid any dividend, as such compliance of section 123 of the Act is not applicable.
- f. As proviso to rule 3(1) of the Companies (Accounts) Rules, 2014 is applicable for the Company only w.e.f. 1st April, 2023, reporting in respect of mandatory use of accounting software with requisite audit trail facility is not applicable.
4. With respect to the matter to be included in the Auditor's Report under section 197 (16) of the Act, as amended, In our opinion and to the best of our information and according to the explanations give to us, the remuneration paid by the Company to its directors during the current year is in accordance with the provisions of section 197 of the Act.

**For T R Chadha & Co LLP**  
**Chartered Accountants**  
**Firm Registration No. 006711N/N500028**



**Alka Hinge**  
**(Partner)**  
**Membership No. 104574**  
**UDIN: 23104574BGWFPP6144**

**Date: September 25, 2023**  
**Place: Mumbai**



**ANNEXURE-A**

**Annexure to the Independent Auditors' Report of even date to the members of the Krystal Gourmet Private Limited ("the Company") on the Financial Statements for the year ended March 31, 2023**

To the best of our information and according to the explanations provided to us by the Company and the books of account and records examined by us in the normal course of audit, we state that;

**(i) Property, Plant and Equipment**


- (a) (A) The Company has maintained proper records showing full particulars, including quantitative details and situation of fixed assets.  
(B) The Company has maintained proper records showing full particulars of intangibles assets.
- (b) The Company has a regular program, of physical verification of its fixed assets by which all fixed assets are verified in a phased manner which In our opinion is reasonable having regard to the size of the Company and the nature of its assets. Pursuant to the program, certain fixed assets were physically verified by the management during the year. According to the information and explanations given to us, no material discrepancies were noticed on such verification.
- (c) According to information and explanation given to us, there is no immovable property held by the company.
- (d) The Company has not revalued any of its Property, Plant and Equipment and intangible assets during the year.
- (e) No proceedings have been initiated during the year or are pending against the Company as at March 31, 2023 for holding any benami property under the Benami Transactions (Prohibition) Act, 1988 (as amended in 2016) and rules made thereunder.

**(ii) Inventories**

- a) We are of the opinion that the procedure of physical verification of inventory and frequency of such verification is reasonable and adequate in relation to the size of the company and the nature of its business. Further, No discrepancies were noticed on verification between the physical stocks and the book records that were more than 10% in the aggregate of each class of inventory.
- b) The Company has not been sanctioned working capital limits during any point of time of the year.

**(iii) Loans, Investments, Guarantees, Securities and Advance in Nature of Loan**

According to the information and explanations given to us, the Company has not granted any loans, secured or unsecured to companies, firms, Limited Liability Partnerships or other parties covered in the register maintained under section 189 of the Act. Hence reporting under clause 3 (iii) does not arise.





**(iv) Compliance of Sec. 185 & 186**

In our opinion and according to the information and explanations given to us, the Company has not entered into any transaction in respect of Loan to director, which attract compliance to provisions of Section 185.

Company has not made any Loan and Investment which attracts compliance to provisions of Section 186 of the Companies Act, 2013.

**(v) Public Deposit**

In our opinion, and according to the information and explanations given to us, the Company has not accepted any deposits under Sections 73 to 76 or any other relevant provisions of the Act and the rules framed thereunder. Accordingly, para 3(v) of the Order is not applicable to the Company.

**(vi) Cost Records**

The Central Government has not prescribed the maintenance of cost records under Section 148(1) of the Companies Act. Accordingly, the provision of paragraph 3(vi) of the Order is not applicable to the Company.

**(vii) Statutory Dues**

- a) According to the information and explanations given to us and on the basis of our examination of the books of account, the Company has generally been regular in depositing its undisputed statutory dues including Provident Fund, Employees State insurance, income-tax, Goods and Service tax, cess and Professional Tax and other statutory dues, as applicable, with the appropriate authorities. There are no dues payable outstanding as on 31st March, 2023 for a period of more than six months. The company is following up with labors to update KYC for payment of pending dues.
- b) According to the information and explanations given to us and based on our examination of the records of the Company, there are no dues of Income-tax, Service tax, Duty of customs, Goods and service tax, duty of excise and value added tax as at 31 March 2023, which have not been deposited with the appropriate authorities on account of any dispute, except as stated below:

Name of the statute	Period to which Amount Relates	Amount (Rs. Million ) In	Forum where dispute is pending	Status
Goods and Services Tax Act	FY 2013-14	6.37	Additional Commissioner, CGST & CE	Hearing done order Awaited

**(viii) Unrecorded Income**

There were no transactions relating to previously unrecorded income that were surrendered or disclosed as income in the tax assessments under the Income Tax Act, 1961 (43 of 1961) during the year. Accordingly, the provision of paragraph 3(viii) of the Order is not applicable to the Company.

**(ix) Application and repayment of Loans and Borrowing**



- (a) In our opinion and according to information and explanation given to us, the Company has not defaulted in repayment of any loans or borrowings from Financial Institutions or banks.
- (b) The Company has not been declared wilful defaulter by any bank or financial institution or government or any government authority.
- (c) The Company has not taken any term loan during the year.
- (d) No funds have been raised on short term basis to be utilized for long term purposes.
- (e) On an overall examination of the financial statements of the Company, the Company has not taken any funds from any entity or person on account of or to meet the obligations of its subsidiaries.
- (f) The company has not raised loans during the year on the pledge of securities held in its subsidiaries, joint ventures or associate companies.

**(x) Application of funds raised through public offer**

- (a) According to the information and explanations given to us, the Company did not raise any money by way of Public issues / Debentures issue.
- (b) During the year, the Company has not made any preferential allotment or private placement of shares or convertible debentures (fully or partly or optionally) and hence reporting under clause 3(x)(b) of the Order is not applicable.

**(xi) Fraud**

- (a) As explained to us, no fraud by the Company and no material fraud on the Company has been noticed or reported during the year.
- (b) As explained to us, no report under sub-section (12) of section 143 of the Companies Act has been filed in Form ADT-4 as prescribed under rule 13 of Companies (Audit and Auditors) Rules, 2014 with the Central Government, during the year and upto the date of this report.
- (c) As explained to us, there is no whistle blower complaints received during the year.

**(xii) Nidhi company**

According to the information and explanations given to us, the Company is not a Nidhi company as prescribed under Section 406 of the Act. Accordingly, para 3(xii) of the Order is not applicable to the Company.

**(xiii) Related party Transactions**

As the company is not covered under class or classes of public companies prescribed under section 177 of Companies Act, 2013. Hence it is not required to constitute audit committee. The company has complied with the provision of Section 188 of Companies Act 2013 and the details have been disclosed in financial statement as required by the applicable accounting standards. (Refer note 34)





**(xiv) Internal Audit**

The Company is not required to have an internal audit system as per provisions of Companies Act, 2013. Therefore paragraph 3(xiv) (a) and (b) of the order is not applicable to the company.

**(xv) Non-Cash Transaction with Directors**

According to the information and explanations given to us and based on our examination of the records of the Company, the Company has not entered into any non-cash transactions with directors or persons connected with them. Accordingly, para 3(xv) of the Order is not applicable to the Company.

**(xvi) Registration U/S 45-IA of RBI Act**

(a) In our opinion, the Company is not required to be registered under section 45-IA of the Reserve Bank of India Act, 1934. Hence, reporting under clause 3(xvi)(a), (b) and (c) of the Order is not applicable.

(b) In our opinion, there is no core investment company within the Group (as defined in the Core Investment Companies (Reserve Bank) Directions, 2016) and accordingly reporting under clause 3(xvi)(d) of the Order is not applicable.

**(xvii) Cash Losses:**

The Company has not incurred cash losses during the financial year covered by our audit and the immediately preceding financial year

**(xviii) Auditor's Resignation**

There has been no resignation of the statutory auditors of the Company during the year.

**(xix) Material Uncertainty in Payment of Liabilities:**

On the basis of the financial ratios, ageing and expected dates of realization of financial assets and payment of financial liabilities, other information accompanying the financial statements and our knowledge of the Board of Directors and Management plans and based on our examination of the evidence supporting the assumptions, nothing has come to our attention, which causes us to believe that any material uncertainty exists as on the date of the audit report indicating that Company is not capable of meeting its liabilities existing at the date of balance sheet as and when they fall due within a period of one year from the balance sheet date.

We, however, state that this is not an assurance as to the future viability of the Company. We further state that our reporting is based on the facts up to the date of the audit report and we neither give any guarantee nor any assurance that all liabilities falling due within a period of one year from the balance sheet date, will get discharged by the Company as and when they fall due.





**(xx) Corporate Social responsibility:**

Section 135(5) of the Act, is not applicable to the Company, accordingly, the provision of paragraph 3(xx) (a) and (b) of the order is not applicable to the company.

**For T R Chadha & Co LLP**  
**Chartered Accountants**  
**Firm Registration No. 006711N/N500028**

**Alka Hinge**  
**(Partner)**  
**Membership No. 104574**  
**UDIN: 23104574BGWFPP6144**

**Date: September 25, 2023**  
**Place: Mumbai**





**ANNEXURE-B**

**THE INDEPENDENT AUDITOR'S REPORT OF EVEN DATE ON THE FINANCIAL STATEMENTS OF KRYSTAL INTEGRATED SERVICES LIMITED (FORMERLY KRYSTAL INTEGRATED SERVICES PRIVATE LIMITED)**

**Report on the Internal Financial Controls with reference to Financial Statements under Clause (i) of Sub-section 3 of Section 143 of the Companies Act, 2013 ("the Act")**

**Opinion**

We have audited the internal financial controls with reference to Financial Statements of Krystal Integrated Services Limited (Formerly Krystal Integrated Services Private Limited) ("the Company") as of March 31, 2023, in conjunction with our audit of the Financial Statements of the Company for the year ended on that date.

In our opinion, to the best of our information and according to the explanations given to us, the Company has, in all material respects, an adequate internal financial controls system with reference to Financial Statements and such internal financial controls with reference to Financial Statements were operating effectively as at March 31, 2023, based on, the internal control with reference to Financial Statements criteria established by the Company considering the essential components of internal control stated in the Guidance Note on Audit of Internal Financial Controls Over Financial Reporting (the 'Guidance Note') issued by the Institute of Chartered Accountants of India ('ICAI')

**Management's Responsibility for Internal Financial Controls**

The Company's management is responsible for establishing and maintaining internal financial controls based on, the internal control with reference to Financial Statements criteria established by the Company considering the essential components of internal control stated in the Guidance Note issued by the ICAI. These responsibilities include the design, implementation and maintenance of adequate internal financial controls that were operating effectively for ensuring the orderly and efficient conduct of its business, including adherence to Company's policies, the safeguarding of its assets, the prevention and detection of frauds and errors, the accuracy and completeness of the accounting records, and the timely preparation of reliable financial information, as required under the Companies Act, 2013.

**Auditors' Responsibility**

Our responsibility is to express an opinion on the Company's internal financial controls with reference to Financial Statements based on our audit.

We conducted our audit in accordance with the Guidance Note and the Standards on Auditing, issued by ICAI and deemed to be prescribed under section 143(10) of the Companies Act, 2013, to the extent





applicable to an audit of internal financial controls, both applicable to an audit of Internal Financial Controls and, both issued by the ICAI. Those Standards and the Guidance Note require that we comply with ethical requirements and plan and perform the audit to obtain reasonable assurance about whether adequate internal financial controls with reference to Financial Statements was established and maintained and if such controls operated effectively in all material respects.

Our audit involves performing procedures to obtain audit evidence about the adequacy of the internal financial controls system with reference to Financial Statements and their operating effectiveness. Our audit of internal financial controls with reference to Financial Statements included obtaining an understanding of internal financial controls with reference to Financial Statements, assessing the risk that a material weakness exists, and testing and evaluating the design and operating effectiveness of internal control based on the assessed risk. The procedures selected depend on the auditor's judgment, including the assessment of the risks of material misstatement of the Financial Statements, whether due to fraud or error.

We believe that the audit evidence we have obtained is sufficient and appropriate to provide a basis for our audit opinion on the Company's internal financial controls system with reference to Financial Statements.

#### **Meaning of Internal Financial Controls with reference to financial statements**

A Company's internal financial control with reference to Financial Statements is a process designed to provide reasonable assurance regarding the reliability of financial reporting and the preparation of Financial Statements for external purposes in accordance with generally accepted accounting principles. A Company's internal financial control with reference to Financial Statements includes those policies and procedures that (1) pertain to the maintenance of records that, in reasonable detail, accurately and fairly reflect the transactions and dispositions of the assets of the Company; (2) provide reasonable assurance that transactions are recorded as necessary to permit preparation of Financial Statements in accordance with generally accepted accounting principles, and that receipts and expenditures of the Company are being made only in accordance with authorizations of management and directors of the Company; and (3) provide reasonable assurance regarding prevention or timely detection of unauthorized acquisition, use, or disposition of the Company's assets that could have a material effect on the Financial Statements.

#### **Inherent Limitations of Internal Financial Controls with reference to financial statements**

Because of the inherent limitations of internal financial controls with reference to Financial Statements, including the possibility of collusion or improper management override of controls, material misstatements due to error or fraud may occur and not be detected. Also, projections of any evaluation of the internal financial controls with reference to Financial Statements to future periods are subject to the risk that the internal financial control with reference to Financial Statements may become inadequate because of changes in conditions, or that the degree of compliance with the policies or procedures may deteriorate.



**T R Chadha & Co LLP, A limited liability partnership with LLP Identification No. AAF-3926 [www.trchadha.com](http://www.trchadha.com)**

Mumbai Branch Office: E 2001-02, Lotus Corporate Park, Off Western Express Highway, Ram Mandir Station Road, Goregaon East, Mumbai 400063,  
Ph: +91 22 49669000 E mail: [mumbai@trchadha.com](mailto:mumbai@trchadha.com)

Corporate/ Regd. Office: B-30, Connaught Place, Kuthiala Building, New Delhi - 110001, Phone: 43259900, Fax: 43259930, E-mail: [delhi@trchadha.com](mailto:delhi@trchadha.com)

Other Offices: | Gurugram | Noida | Ahmedabad | Hyderabad | Bengaluru | Chennai | Pune | Tirupati | Vadodara |





For T R Chadha & Co LLP  
Chartered Accountants  
Firm Registration No. 006711N/N500028

*Alka Hinge*



Date: September 25, 2023  
Place: Mumbai

Alka Hinge  
(Partner)  
Membership No. 104574  
UDIN: 23104574BGWFPP6144

**Krystal Gourmet Private Limited**

(All Amounts are ₹ in Millions unless otherwise stated)

**Balance Sheet as at 31st March 2023**

Particulars	Note	As at 31st March 2023	As at 31st March 2022
<b>Assets</b>			
<b>Non-Current Assets</b>			
Property, plant and equipments	3 (a)	23.77	2.83
Right-of-use assets	3 (b)	8.14	-
<b>Financial assets</b>			
(a) Investments	4	0.00	0.00
(b) Other financial assets	5	7.29	6.89
Deferred Tax assets (net)	6	1.90	2.15
Income tax assets (net)	7	2.28	2.87
<b>Total Non-Current Assets</b>		<b>43.38</b>	<b>14.75</b>
<b>Current Assets</b>			
Inventories	8	1.16	0.40
<b>Financial Assets</b>			
(a) Trade receivables	9	16.70	27.80
(b) Cash and cash equivalents	10	3.56	2.95
(c) Bank Balances other than cash and cash equivalents above	11	-	5.19
(d) Loans	12	-	18.02
(e) Other financial assets	13	10.16	5.72
Other current assets	14	7.33	8.03
<b>Total Current Assets</b>		<b>38.91</b>	<b>68.10</b>
<b>Total Assets</b>		<b>82.29</b>	<b>82.85</b>
<b>Equity and Liabilities</b>			
<b>Equity</b>			
Equity share capital	15	6.43	6.43
Other equity	16	29.58	28.40
<b>Total Equity</b>		<b>36.00</b>	<b>34.83</b>
<b>Liabilities</b>			
<b>Non-current Liabilities</b>			
<b>Financial Liabilities</b>			
(a) Borrowings	17	0.64	0.13
(b) Lease liabilities	18	6.24	-
Provisions	19	0.46	0.60
<b>Total Non-Current Liabilities</b>		<b>7.34</b>	<b>0.73</b>
<b>Current Liabilities</b>			
<b>Financial Liabilities</b>			
(a) Borrowings	20	13.20	0.12
(b) Lease liabilities	18	2.22	-
(c) Trade payables:			
a) total outstanding dues of micro enterprises and small enterprises	21	-	1.55
b) total outstanding dues of creditors other than micro enterprises and small enterprises	21	18.27	32.49
(d) Other financial liabilities	22	4.18	4.37
Other current liabilities	23	1.03	8.73
Provisions	24	0.05	0.03
<b>Total current liabilities</b>		<b>38.94</b>	<b>47.29</b>
<b>Total Liabilities</b>		<b>46.28</b>	<b>48.02</b>
<b>Total Equity and Liabilities</b>		<b>82.29</b>	<b>82.85</b>

Significant accounting policies and notes to accounts

1 - 45

The accompanying notes are an integral part of the Financial Statements

As Per Our Attached Report of Even Date  
For T R Chadha & Co LLP  
Chartered Accountants  
Firm Registration No. 006711N/N500028

Alka Hinge  
(Partner)  
Membership No: 104574

Date: 25/09/2023  
Place: Mumbai



For and on behalf of Board of Directors  
Krystal Gourmet Private Limited

Pravin Lad  
Director  
(DIN-01710743)

Saily Lad  
Director  
(DIN- 05336504)

Date: 25/09/2023  
Place: Mumbai



**Krystal Gourmet Private Limited**

(All Amounts are ₹ in Millions unless otherwise stated)

**Statement of Profit And Loss for the year ended 31st March 2023**

Particulars	Note	For the year ended	
		31st March 2023	31st March 2022
<b>Income</b>			
Revenue from operations	25	106.07	57.35
Other income	26	7.74	3.25
<b>Total Income</b>		<b>113.81</b>	<b>60.60</b>
<b>Expenses</b>			
Cost of material and store and spare consumed	27	59.70	35.41
Employee benefit expense	28	25.70	12.45
Finance costs	29	0.62	0.22
Depreciation and amortisation expense	30	3.13	0.51
Other expenses	31	22.82	11.25
<b>Total Expenses</b>		<b>111.97</b>	<b>59.84</b>
<b>Profit / (loss) before tax</b>		<b>1.84</b>	<b>0.76</b>
<b>Tax expense:</b>			
Current tax		0.77	0.44
Deferred tax		0.16	(0.19)
<b>Total Tax Expenses</b>		<b>0.93</b>	<b>0.25</b>
Profit for the year after Taxes		0.91	0.51
<b>Other Comprehensive Income</b>			
(i) Items that will not be reclassified to profit or loss		0.36	(0.06)
(ii) Deferred tax relating to items that will not be reclassified to profit or loss		(0.09)	0.02
<b>Other Comprehensive Income to be transferred to Other Equity for the year</b>		<b>0.27</b>	<b>(0.04)</b>
<b>Total Comprehensive Income for the year</b>		<b>1.18</b>	<b>0.47</b>
<b>Earnings per equity share (nominal value ₹ 10/- per share)</b>			
Attributable to Equity holders of the parent:			
(a) Basic (in ₹)	32	1.42	0.80
(b) Diluted (in ₹)	32	1.42	0.80

Significant accounting policies and Notes to accounts

1 - 45

The accompanying notes are an integral part of the Financial Statements

As Per Our Attached Report of Even Date

For T R Chadha &amp; Co LLP

Chartered Accountants

Firm Registration No. 006711N/N500028


Alka Hinge  
(Partner)

Membership No: 104574



Date: 25/09/2023

Place : Mumbai

For and on behalf of Board of Directors  
Krystal Gourmet Private Limited

Pravin Lad  
Director  
(DIN-01710743)

Saily Lad  
Director  
(DIN- 05336504)

Date: 25/09/2023

Place: Mumbai



Krystal Gourmet Private Limited  
(All Amounts are ₹ in Millions unless otherwise stated)

Statement of changes in Equity for the year ended 31st March 2023

(A) Equity Share Capital (Issued and Subscribed)

Particulars	Amounts
Balance as at 1st April 2021	6
Changes in equity share capital	-
Balance as at 31st March 2022	6
Changes in equity share capital	-
Balance as at 31st March 2023	6

(B) Other equity

Particulars	Reserves and Surplus			Items of other comprehensive income	Other Equity attributable to Equity
	Securities Premium	Capital Reserve on Consolidation	Retained earnings	Remeasurement of the net defined benefit liability/asset	
Balance as at 1st April, 2021	11.08	-	21.10	-	32.18
Add: Other comprehensive income for the year	-	-	-	0.05	0.05
Less: Adjustments related to transition to Ind AS	-	-	(4.30)	-	(4.30)
Balance as at 01st April, 2021	11.08	-	16.80	0.05	27.94
Profit for the year ended March 2022	-	-	0.51	-	0.51
Other comprehensive income for the year	-	-	-	(0.04)	(0.04)
Balance as at 31st March 2022	11.08	-	17.31	0.01	28.40
Profit for the year ended March 2023	-	-	0.91	-	0.91
Other comprehensive income for the year	-	-	-	0.27	0.27
Balance as at 31st March 2023	11.08	-	18.22	0.28	29.58

The accompanying notes are an integral part of the Financial Statements

As per our attached report of even date  
T R Chadha & Co LLP  
Chartered Accountants  
Firm Registration Number : 006711N / N500028

  
Alka Hinge  
Partner  
Membership No. 104574

For and on behalf of Board of Directors  
Krystal Gourmet Private Limited

  
Pravin Lad  
Director  
(DIN-01710743)

  
Saily Lad  
Director  
(DIN- 05336504)

Place : Mumbai  
Date: 25/09/2023

Date: 25/09/2023  
Place: Mumbai



Krystal Gourmet Private Limited  
(All Amounts are ₹ in Millions unless otherwise stated)

Statement of Cash Flows

Particulars	For the year ended	
	31st March 2023	31st March 2022
<b>Cash flows from operating activities</b>		
Profit before tax	1.84	0.76
<b>Net profit before tax</b>	<b>1.84</b>	<b>0.76</b>
Depreciation and amortisation	3.13	0.51
Finance costs	0.62	0.21
Interest income	(0.24)	(2.40)
Balance Written off	0.12	0.57
Allowance for expected credit loss	(1.28)	0.80
Balance Write Back	(7.44)	(0.79)
Gain / (Loss) on fair valuation of investments	0.00	(0.00)
(Profit) / loss on sale of Assets	-	(0.05)
<b>Operating Profit before change in working capital</b>	<b>(3.26)</b>	<b>(0.39)</b>
<b>Changes in working capital:</b>		
Adjustments for (increase) / decrease in operating assets:		
Inventories	(0.76)	(0.21)
Trade receivables, loans, other financial assets and other assets	12.26	(19.56)
Financial and Other Asset	(4.14)	(10.77)
Trade payables, other financial liabilities, other liabilities and provisions	(16.22)	23.89
Provisions	(0.12)	(0.19)
<b>Changes in working capital</b>	<b>(8.97)</b>	<b>(6.84)</b>
Less : Tax paid	0.18	(0.38)
<b>Cash flows from operating activities</b>	<b>(12.05)</b>	<b>(7.61)</b>
<b>Cash flows from investing activities</b>		
(Purchase) / sales of property, plant and equipments	(22.99)	(1.69)
Bank deposits (having original maturity of more than 3 years) (net)	5.19	(0.23)
Loan (given) / repaid - related parties and others (net)	18.02	(1.76)
(Purchase) / Sales of Investment	(0.00)	0.23
Interest received	0.24	2.40
<b>Cash flows from investing activities</b>	<b>0.45</b>	<b>(1.04)</b>
<b>Cash flows from financing activities</b>		
Proceeds from/(repayments of) Long-term Borrowings	0.51	(0.12)
Proceeds from/(repayments of) Short-term borrowings	13.08	0.01
Payment of lease liabilities	(1.33)	-
Interest payment	(0.06)	(0.22)
<b>Cash flows from financing activities</b>	<b>12.20</b>	<b>(0.33)</b>
<b>Net changes in cash and cash equivalents</b>	<b>0.61</b>	<b>(8.98)</b>
Cash and cash equivalents as at the beginning of the year (refer note 11)	2.95	11.92
<b>Cash and cash equivalents as at the end of the year</b>	<b>3.56</b>	<b>2.95</b>
<b>Components of cash and cash equivalents (refer note 10)</b>		
Cash on hand	0.12	0.09
Balances with banks	3.44	2.86
<b>Cash and cash equivalents as per statement of cash flows</b>	<b>3.56</b>	<b>2.95</b>

\*Fixed Deposit with Bank kept in margin money were not included in cash and cash equivalent for preparation of Cash Flow Statement.

Note:

- The above Cash Flow Statement has been prepared under the "Indirect Method" as set out in the accounting Standard-3 on Cash Flow Statements.
- Previous period figures have been regrouped / reclassified / rearranged wherever necessary to make them comparable to those for the current year.

The accompanying notes are an integral part of the Financial Statements

As per our attached report of even date  
**T R Chadha & Co LLP**  
Chartered Accountants  
Firm Registration Number : 006711N / N500028

  
**Alka Hinge**  
Partner  
Membership No. 104574  
Place : Mumbai  
Date: 25/09/2023



For and on behalf of Board of Directors  
**Krystal Gourmet Private Limited**

  
**Pravin Lad**  
Director  
(DIN-01710743)

  
**Sally Lad**  
Director  
(DIN- 05336504)

Date: 25/09/2023  
Place: Mumbai



Krystal Gourmet Private Limited

(All Amounts are ₹ in Millions unless otherwise stated)

## Significant Accounting Policies To Financial Statements

### 1 Corporate Information

Krystal Gourmet Private Limited (the Company) was incorporated under the provisions of the companies Act, 1956 on August 31, 2009. These Ind AS financial statements comprise the financial statements of the Company. The company is mainly in the business of Providing Catering services.

### 2 Basis for Preparation, Measurement and Significant Accounting Policies

#### A Basis for Preparation

The Financial Statements of the Company comprise the Balance Sheet as at 31st March 2023, 31st March 2022 and 1st April 2021, the Statement of Profit and Loss (including Other Comprehensive Income) for the year ended 31st March 2023 and 31st March 2022, Statement of Changes in Equity and the Statement of Cash Flows for the years ended 31st March 2023 and 31st March 2022, the summary of significant accounting policies and explanatory notes (collectively "the Financial Statements")

These Financial Statements are prepared in accordance with Indian Accounting Standards (Ind AS) and the provisions of the Companies Act, 2013 ('the Act') (to the extent notified). The Ind AS are prescribed under Section 133 of the Act read with Rule 3 of the Companies (Indian Accounting Standards) Rules, 2015 and relevant amendment rules issued thereafter, presentation requirements of Division II of Schedule III to the Act, as applicable to the Financial statements and other relevant provisions of the Act.

The Company was preparing its standalone financial statements upto and for the year ended 31 March 2022 in accordance with the Companies (Accounting Standard) Rules, 2021 (as amended) notified under Section 133 of the Act and other provisions of the Act (' Indian GAAP' or 'Previous GAAP'). These are the first Financial Statements prepared in accordance with Indian Accounting Standards, in accordance with Ind AS 101, the date of transition to Ind AS for the purpose of these special purpose Financial statements is 1st April, 2021 being the beginning of the earliest period for which the company presents full comparative information under Ind AS in first Ind AS Financial Statements.

The Company has adopted all the relevant Ind AS standards and the first time adoption was carried out in accordance with Ind AS 101, First-time Adoption of Indian Accounting Standards. The transition was carried out from Indian accounting principles generally accepted in India as prescribed under Sec 133 of the Act, read with Rule 7 of the Companies (Accounts) Rules, 2014 (IGAAP), which was the Previous GAAP and an explanation of how the transition to Ind AS has affected the previously reported financial position, financial performance and cash flows of the Company is provided in note 39.

The Ind AS financial statements are presented in Indian Rupees (₹) which is also the Company's functional currency and all amounts have been rounded off to the nearest millions, unless otherwise stated.

#### B Basis for Measurement

The financial statements have been prepared on a historical cost convention and on an accrual basis, except for the following:

- Certain financial assets and liabilities that are qualified to be measured at fair value (refer accounting policy on financial instruments);
- employee benefits where plan asset is measured at fair value less present value of defined benefit obligations ("DBO").

#### C Significant Accounting Policies

##### 1 Use of estimates and judgements

The preparation of the Financial Statements in conformity with Ind AS requires management to make judgements, estimates and assumptions that affect the application of accounting policies and the reported amounts of assets, liabilities, income and expenses. Actual results may differ from these estimates.

Estimates and underlying assumptions are reviewed on a periodic basis. Revisions to accounting estimates are recognised in the period in which the estimates are revised and in any future periods affected. In particular, information about significant areas of estimation, uncertainty and critical judgements in applying accounting policies that have the most significant effect on the amounts recognised in the financial statements is included in the following notes:

- Impairment of non-financial assets** - Non-financial assets are tested for impairment by determining the recoverable amount. Determination of recoverable amount is based on value in use, which is present value of future cash flows. The key inputs used in the present value calculations include the expected future growth in operating revenues and margins in the forecast period, terminal growth rates and discount rates which are subject to significant judgement.
- Contingent liabilities:** Contingent liabilities are not recognised in the Financial Statements but are disclosed in the notes. They are assessed continually to determine whether an outflow of resources embodying economic benefits has become probable. If it becomes probable that an outflow of future economic benefits will be required for an item previously dealt with as a contingent liability, a provision is recognised in the financial statements of the period in which the change in probability occurs (except in the extremely rare circumstances where no reliable estimate can be made).
- Income taxes:** Significant judgements are involved in determining the provision for income taxes, including the amount expected to be paid or recovered in connection with uncertain tax positions.
- Impairment of financial assets:** The Company assesses on a forward looking basis the expected credit losses associated with its assets carried at amortised cost.
- Measurement of defined benefit obligations:** Key actuarial assumptions used for actuarial valuation.
- Property, plant and equipment:** Useful life of asset.
- Other estimates:** The preparation of financial statements involves estimates and assumptions that affect the reported amount of assets, liabilities, disclosure of contingent liabilities at the date of financial statements and the reported amount of revenues and expenses for the reporting period. Specifically, the Company estimates the probability of collection of accounts receivable by analyzing historical payment patterns, customer concentrations, customer creditworthiness and current economic trends. If the financial condition of a customer deteriorates, additional allowances may be required.

##### 2 Measurement of Fair Value

Some of the Company's accounting policies and disclosures require the measurement of fair values, for both financial and nonfinancial assets and liabilities.

Fair values are categorised into different levels in a fair value hierarchy based on the inputs used in the valuation techniques as follows:

- Level 1: quoted prices (unadjusted) in active markets for identical assets or liabilities.
- Level 2: inputs other than quoted prices included in Level 1 that are observable for the asset or liability, either directly (i.e. as prices) or indirectly (i.e. derived from prices).
- Level 3: inputs for the asset or liability that are not based on observable market data (unobservable inputs).

When measuring the fair value of an asset or a liability, the Company uses observable market data as far as possible. If the inputs used to measure the fair value of an asset or a liability fall into different levels of the fair value hierarchy, then the fair value measurement is categorised in its entirety in the same level of the fair value hierarchy as the lowest level input that is significant to the entire measurement.



### 3 Current and non-current classification

The Company presents assets and liabilities in the balance sheet based on current/ non-current classification. An asset is treated as current when it is:

1. Expected to be realised or intended to be sold or consumed in normal operating cycle;
2. Held primarily for the purpose of trading;
3. Expected to be realised within twelve months after the reporting period; or
4. Cash or cash equivalent unless restricted from being exchanged or used to settle a liability for at least twelve months after the reporting period.

All other assets are classified as non-current.

A liability is current when:

1. It is expected to be settled in normal operating cycle;
2. It is held primarily for the purpose of trading;
3. It is due to be settled within twelve months after the reporting period; or
4. There is no unconditional right to defer the settlement of the liability for at least twelve months after the reporting period.

All other liabilities are classified as non-current.

Deferred tax assets and liabilities are classified as non-current assets and liabilities.

The operating cycle is the time between the acquisition of assets for processing and their realisation in cash and cash equivalents. The company has identified twelve months as its operating cycle.

### 4 Property, plant and equipment

Property, plant and equipment are stated at cost less accumulated depreciation and impairment, if any.

Cost of an item of property, plant and equipment comprises its purchase price including import duties and non-refundable purchase taxes, after deducting trade discounts and rebates, any directly attributable cost of bringing the items to its working condition for its intended use and estimated cost of dismantling and removing the item and restoring the site on which it is located.

Subsequent expenditures relating to property, plant and equipment is capitalized only when it is probable that future economic benefits associated with these will flow to the Company and the cost of the item can be measured reliably. Repairs and maintenance costs are recognised in the statement of profit and loss when incurred. The cost and related accumulated depreciation are eliminated from the financial statements upon sale or retirement of the asset and the resultant gains or losses are recognised in the statement of profit and loss. Assets to be disposed off are reported at the lower of the carrying value or the fair value less cost to sell.

#### Transition to Ind AS

On transition to Ind AS, the Company has elected to continue with the carrying value of all of its property, plant and equipment recognised as at 1 April 2021 measured as per the previous GAAP and use that carrying value as the deemed cost of the property, plant and equipment.

#### Depreciation methods, estimated useful lives and residual value

Depreciation is provided on a Straight Line Method ('SLM') over estimated useful life of the fixed assets estimated by the Management. The management believes that the useful lives as given below best represent the period over which management expects to use these assets based on an internal assessment and technical evaluation where necessary. Hence, the useful lives for these assets is different from the useful lives as prescribed under part C of Schedule II of the Companies Act, 2013. Depreciation for assets purchased/ sold during the year is proportionately charged. The Company estimated the useful lives for fixed assets as follows:

Category	Useful Life
Building	30 Years
Plant & Machinery	3 - 10 Years
Furniture & Fixtures	3 - 10 Years
Servers & Networks	6 Years
Vehicles	8 Years
Computer Peripherals	3 Years
Leasehold Improvements	Over the lease term

The assets residual value and useful lives are reviewed, and adjusted if appropriate, at the end of each reporting period. An asset's carrying amount is written down immediately to its recoverable amount if the asset's carrying amount is greater than its estimated recoverable amount.

Gains and losses on disposals are determined by comparing proceeds with carrying amount. These are included in profit or loss within other gains/losses.

Advance paid towards the acquisition of property, plant and equipment outstanding at each balance sheet date is classified as capital advances under other non-current assets and the cost of the assets not put to use before such date are disclosed under 'Capital work-in-progress'.

### 5 Intangible Assets

Intangible assets are recognised when it is probable that the future economic benefits that are attributable to the assets will flow to the Company and the cost of the asset can be measured reliably.

Intangible assets acquired separately are measured on initial recognition at cost. The cost of intangible assets acquired in a business combination is their fair value at the date of acquisition. Subsequent to initial recognition, intangible assets are carried at cost less any accumulated amortisation and accumulated impairment losses. Internally generated intangibles, excluding capitalised development costs, are not capitalised and the related expenditure is reflected in profit or loss in the period in which the expenditure is incurred.

#### Amortisation methods, estimated useful lives and residual value

Intangible assets are amortised in statement of Profit and Loss over their estimated useful lives based on underlying contracts where applicable.

The amortisation period and the amortisation method for an intangible asset with a finite useful life are reviewed at least at the end of each reporting period.

#### Transition to Ind AS

On transition to Ind AS, the Company has elected to continue with the carrying value of all intangible assets recognised as at 1 April 2021 measured as per the Previous GAAP and use that carrying value as the deemed cost of intangible assets.

### 6 Impairment of intangible assets and property, plant and equipment

Intangible assets and property, plant and equipment are evaluated for recoverability whenever events or changes in circumstances indicate that their carrying amounts may not be recoverable. For the purpose of impairment testing, the recoverable amount (i.e. the higher of the fair value less cost to sell and the value-in-use) is determined on an individual asset basis unless the asset does not generate cash flows that are largely independent of those from other assets. In such cases, the recoverable amount is determined for the CGU to which the asset belongs.

If such assets are considered to be impaired, the impairment to be recognised in the statement of profit and loss is measured by the amount by which the carrying value of the assets exceeds the estimated recoverable amount of the asset. An impairment loss is reversed in the statement of profit and loss if there has been a change in the estimates used to determine the recoverable amount.

The carrying amount of the asset is increased to its revised recoverable amount, provided that this amount does not exceed the carrying amount that would have been determined (net of any accumulated amortisation or depreciation) had no impairment loss been recognised for the asset in prior years.



## 7 Leases

A contract is, or contains, a lease if the contract conveys the right to control the use of an identified asset for a period of time in exchange for consideration.

### The Company as a Lessee

The Company assesses whether a contract contains a lease, at inception of a contract. To assess whether a contract conveys the right to control the use of an identified asset, the Company assesses whether:

1. The contract involves the use of an identified asset.
2. The Company has substantially all of the economic benefits from use of the asset through the period of the lease; and
3. The Company has the right to direct the use of asset.

As the date of commencement of the lease, the Company recognizes a right-of-use-asset ("ROU") and a corresponding lease liability for all lease arrangements in which it is a lessee, except for leases with a term of twelve months or less (short-term leases) and low value leases. For these short-term and low value leases, the Company recognizes the lease payments as an operating expense on a straight-line basis over the term of the lease.

The right-of-use assets are initially recognized at cost, which comprises the initial amount of the lease liability adjusted for any lease payment made prior to the commencement date of the lease plus any initial direct costs less any lease incentives. They are subsequently measured at cost less accumulated depreciation and impairment losses.

Right-of-use assets are depreciated from the commencement date on a straight-line basis over the shorter of the lease term and useful life of the underlying asset. Right of use assets are evaluated for recoverability whenever events or changes in circumstances indicate that their carrying amounts may not be recoverable. For the purpose of impairment testing, the recoverable amount (i.e. the higher of the fair value less cost to sell and the value-in-use) is determined on an individual asset basis unless the asset does not generate cash flows that are largely independent of those from other assets. In such cases, the recoverable amount is determined for the Cash Generating Unit (CGU) to which the assets belong.

The lease liability is initially measured at amortized cost at the present value of the future lease payments. The lease payments are discounted using the interest rate implicit in the lease or, if not readily determinable, using the incremental borrowing rates in the country of changes its assessment if whether it will exercise an extension or a termination option.

The discount rate is generally based on the incremental borrowing rate specific to the lease being evaluated or for a portfolio of leases with similar characteristics.

Lease liability and ROU asset have been separately presented in the respective Note and lease payments have been classified as financing cash flows.

### The Group as a Lessor

Leases for which the Company is a lessor is classified as a finance or operating lease. Whenever the terms of the lease transfer substantially all the risks and rewards of ownership to the lessee, the contract is classified as a finance lease. All other leases are classified as operating leases.

When the Company is an intermediate lessor, it accounts for its interests in the head lease and the sublease separately. The sublease is classified as a finance or operating lease by reference to the right-of-use asset arising from the head lease.

For operating leases, rental income is recognized on a straight line basis over the term of the relevant lease.

## 8 Inventories

Items of inventories are measured at lower of cost and net realisable value after providing for obsolescence. Cost of inventories is ascertained on FIFO basis. Cost of inventories comprises of cost of purchase, cost of conversion and other costs including overheads net of recoverable taxes incurred in bringing them to their respective present location and condition.

## 9 Cash and cash equivalents

Cash and cash equivalent in the balance sheet comprise cash at banks and on hand and short-term deposits with an original maturity of three months or less, which are subject to an insignificant risk of changes in value. For the purpose of the statement of cash flows, cash and cash equivalents consist of cash and short-term deposits, as defined above.

## 10 Financial Instruments

Financial assets and financial liabilities are recognised when the Company becomes a party to the contractual provisions of the instrument.

### A Financial Assets

#### Initial recognition and measurement

All financial assets are recognised initially at fair value plus, in the case of financial assets not recorded at fair value through profit or loss, transaction costs that are attributable to the acquisition of the financial asset. Transaction costs of financial assets carried at fair value through profit or loss are expensed in profit or loss.

Financial assets are classified, at initial recognition, as financial assets measured at fair value or as financial assets measured at amortised cost

#### Subsequent measurement

For purposes of subsequent measurement, financial assets are classified in four categories:

1. Financial assets at amortised cost
2. Financial assets at fair value through other comprehensive income (FVTOCI)
3. Financial assets at fair value through profit or loss (FVTPL)
4. Equity instruments measured at fair value through other comprehensive income (FVTOCI)

#### Financial asset at amortised cost

A financial asset is measured at the amortised cost if both the following conditions are met:

1. The asset is held within a business model whose objective is to hold assets for collecting contractual cash flows, and
2. Contractual terms of the asset give rise on specified dates to cash flows that are solely payments of principal and interest (SPPI) on the principal amount outstanding.





After initial measurement, such financial assets are subsequently measured at amortised cost using the effective interest rate (EIR) method. Amortised cost is calculated by taking into account any discount or premium on acquisition and fees or costs that are an integral part of the EIR. The EIR amortisation is included in finance income in the profit or loss. The losses arising from impairment are recognised in the profit or loss. This category generally applies to trade and other receivables.

#### Financial asset at FVOCI

A financial asset is classified as at the FVOCI if both of the following criteria are met:

1. The objective of the business model is achieved both by collecting contractual cash flows and selling the financial assets, and
2. The asset's contractual cash flows represent SPPI

#### Financial asset at FVTPL

FVTPL is a residual category for debt instruments. Any debt instrument, which does not meet the criteria for categorization as at amortised cost or as FVOCI, is classified as at FVTPL.

In addition, a Company may elect to designate a debt instrument, which otherwise meets amortised cost or FVOCI criteria, as at FVTPL. However, such election is allowed only if doing so reduces or eliminates a measurement or recognition inconsistency (referred to as 'accounting mismatch'). The Company has not designated any debt instrument as at FVTPL. Financial assets included within the FVTPL category are measured at fair value with all changes recognized in the Statement of profit and loss.

#### Equity investments Other than Investments in subsidiaries, associates and joint ventures

All equity investments in scope of Ind AS 109 are measured at fair value and are classified as FVTPL.

##### De-recognition

The Company derecognises financial assets when:

1. The rights to receive cash flows from the asset have expired, or
2. The Company has transferred its rights to receive cash flows from the asset or has assumed an obligation to pay the received cash flows in full without material delay to a third party under a 'pass-through' arrangement; and either
  - a) the Company has transferred substantially all the risks and rewards of the asset, or
  - b) the Company has neither transferred nor retained substantially all the risks and rewards of the asset, but has transferred control of the asset.

When the Company has transferred its rights to receive cash flows from an asset or has entered into a pass-through arrangement, it evaluates if and to what extent it has retained the risks and rewards of ownership. When it has neither transferred nor retained substantially all of the risks and rewards of the asset, nor transferred control of the asset, the Company continues to recognise the transferred asset to the extent of the Company's continuing involvement. In that case, the Company also recognises an associated liability. The transferred asset and the associated liability are measured on a basis that reflects the rights and obligations that the Company has retained.

Continuing involvement that takes the form of a guarantee over the transferred asset is measured at the lower of the original carrying amount of the asset and the maximum amount of consideration that the Company could be required to repay.

##### Impairment of Financial Assets

The Company assesses impairment based on expected credit loss (ECL) model to the following:

1. Financial assets measured at amortised cost;
2. Financial assets measured at fair value through other comprehensive income (FVOCI);

Expected credit losses are measured through a loss allowance at an amount equal to:

1. The 12-months expected credit losses (expected credit losses that result from those default events on the financial instrument that are possible within 12 months after the reporting date); or
2. Full time expected credit losses (expected credit losses that result from all possible default events over the life of the financial instrument).

The Company follows 'simplified approach' for recognition of impairment loss allowance on trade receivables or contract revenue receivables

The Company follows the simplified approach permitted by Ind AS 109 – Financial Instruments- for recognition of impairment loss allowance. The application of simplified approach does not require the Company to track changes in credit risk of trade receivable. The Company calculates the expected credit losses on trade receivables on the basis of its historical credit loss experience. The Company follows 'simplified approach' for recognition of impairment loss allowance on trade receivables or contract revenue receivables.

ECL impairment loss allowance (or reversal) recognized during the period is recognized as income/ expense in the statement of profit and loss. This amount is reflected under the head 'other expenses' in the statement of profit and loss. The balance sheet presentation for various financial instruments is described below:

Financial assets measured as at amortised cost, contractual revenue receivables and lease receivables: ECL is presented as an allowance, i.e., as an integral part of the measurement of those assets in the balance sheet. The allowance reduces the net carrying amount. Until the asset meets write-off criteria, the Company does not reduce impairment allowance from the gross carrying amount.

Loan commitments and financial guarantee contracts: ECL is presented as a provision in the balance sheet, i.e. as a liability.

For assessing increase in credit risk and impairment loss, the Company combines financial instruments on the basis of shared credit risk characteristics with the objective of facilitating an analysis that is designed to enable significant increases in credit risk to be identified on a timely basis.

The Company does not have any purchased or originated credit-impaired (POCI) financial assets, i.e., financial assets which are credit impaired on purchase/ origination.

The Company follows 'simplified approach' for recognition of impairment loss allowance on trade receivables or contract revenue receivables.

## B Financial liabilities and equity instruments

Classification as debt or equity

Financial liabilities and equity instruments issued by the Company are classified according to the substance of the contractual arrangements entered into and the definitions of a financial liability and an equity instrument.

##### Equity instruments

An equity instrument is any contract that evidences a residual interest in the assets of the Company after deducting all of its liabilities. Equity instruments are recorded at the proceeds received, net of direct issue costs.

##### Financial liabilities

###### Initial recognition and measurement

All financial liabilities are recognised initially at fair value and, in the case of loans and borrowings and payables, net of directly attributable transaction costs.

The Company's financial liabilities include trade and other payables, loans and borrowings including bank overdrafts.

###### Subsequent measurement

The measurement of financial liabilities depends on their classification, as described below:

1. Financial liabilities at fair value through profit or loss
2. Loans and borrowings measured on amortised cost basis
3. Financial guarantee contracts

###### Financial liabilities at fair value through profit or loss

Financial liabilities at fair value through profit or loss include financial liabilities held for trading and financial liabilities designated upon initial recognition as at fair value through profit or loss. Financial liabilities are classified as held for trading if they are incurred for the purpose of repurchasing in the near term.

Gains or losses on liabilities held for trading are recognised in the profit or loss.

Financial liabilities designated upon initial recognition at fair value through profit or loss are designated as such at the initial date of recognition, and only if the criteria in Ind AS 109 are satisfied. For liabilities designated as FVTPL, fair value gains/ losses attributable to changes in own credit risk are recognized in OCI. These gains/ loss are not subsequently transferred to the Statement of profit and loss. However, the Company may transfer the cumulative gain or loss within equity. All other changes in fair value of such liability are recognised in the statement of profit and loss. The Company has not designated any financial liability as at FVTPL.



#### Loans and borrowings

After initial recognition, interest-bearing loans and borrowings are subsequently measured at amortised cost using the EIR method. Gains and losses are recognised in the Statement of profit and loss when the liabilities are derecognised as well as through the EIR amortisation process. Amortised cost is calculated by taking into account any discount or premium on acquisition and fees or costs that are an integral part of the EIR. The EIR amortisation is included as finance costs in the Statement of profit and loss.

#### Financial guarantee contracts

Financial guarantee contracts issued by the Company are those contracts that require a payment to be made to reimburse the holder for a loss it incurs because the specified debtor fails to make a payment when due in accordance with the terms of a debt instrument. Financial guarantee contracts are recognised initially as a liability at fair value, adjusted for transaction costs that are directly attributable to the issuance of the guarantee. Subsequently, the liability is measured at the higher of the amount of loss allowance determined as per impairment requirements of Ind AS 109 and the amount recognised less cumulative amortisation.

#### Derecognition

A financial liability is derecognised when the obligation under the liability is discharged or cancelled or expires. When an existing financial liability is replaced by another from the same lender on substantially different terms, or the terms of an existing liability are substantially modified, such an exchange or modification is treated as the derecognition of the original liability and the recognition of a new liability. The difference in the respective carrying amounts is recognised in the statement of profit and loss.

#### C Off-setting of financial instruments

Financial assets and financial liabilities are offset and the net amount is reported in the balance sheet if there is a currently enforceable legal right to offset the recognised amounts and there is an intention to settle on a net basis, to realise the assets and settle the liabilities simultaneously.

#### D Derivative financial instruments

Initial recognition and subsequent measurement

The Company uses derivative financial instruments, such as forward currency contracts, to hedge its foreign currency risks. Such derivative financial instruments are initially recognised at fair value on the date on which a derivative contract is entered into and are subsequently re-measured at fair value. Derivatives are carried as financial assets when the fair value is positive and as financial liabilities when the fair value is negative.

Any gains or losses arising from changes in the fair value of derivatives are taken directly to profit or loss, except for the effective portion of cash flow hedges, which is recognised in OCI and later reclassified to profit or loss when the hedge item affects profit or loss or treated as basis adjustment if a hedged forecast transaction subsequently results in the recognition of a non-financial asset or non-financial liability.

Premium/Discount, in respect of forward foreign exchange contract, is recognised over the life of the contracts. Exchange differences on such contracts are recognised in the Statement of Profit and Loss in the period in which the exchange rate changes. Profit/Loss on cancellation / renewal of forward exchange contract is recognized as income/expense.

#### 11 Provisions, Contingent liabilities, Contingent assets and Commitments:

Provisions are recognised when the Company has a present obligation (legal or constructive) as a result of a past event, it is probable that an outflow of resources embodying economic benefits will be required to settle the obligation and a reliable estimate can be made of the amount of the obligation. When the Company expects some or all of a provision to be reimbursed, for example, under an insurance contract, the reimbursement is recognised as a separate asset, but only when the reimbursement is virtually certain. The expense relating to a provision is presented in the statement of profit and loss net of any reimbursement.

If the effect of the time value of money is material, provisions are discounted using a current pre-tax rate that reflects, when appropriate, the risks specific to the liability. When discounting is used, the increase in the provision due to the passage of time is recognised as a finance cost.

Contingent liability is disclosed in the case of:

1. A present obligation arising from the past events, when it is not probable that an outflow of resources will be required to settle the obligation;
2. A present obligation arising from the past events, when no reliable estimate is possible;
3. A possible obligation arising from the past events, unless the probability of outflow of resources is remote.

Provisions, contingent liabilities, contingent assets and commitments are reviewed at each balance sheet date

#### 12 Taxes

##### Current Tax

Current income tax assets and liabilities are measured at the amount expected to be recovered from or paid to the taxation authorities, based on the rates and tax laws enacted or substantively enacted, at the reporting date in the country where the entity operates and generates taxable income.

Current tax items are recognised in correlation to the underlying transaction either in OCI or directly in equity.

Management periodically evaluates positions taken in the tax returns with respect to situations in which applicable tax regulations are subject to interpretation and establishes provisions where appropriate.

##### Deferred Tax

Deferred tax is provided using the balance sheet approach on temporary differences at the reporting date between the tax bases of assets and liabilities and their corresponding carrying amounts for the financial reporting purposes.

Deferred tax assets are the amounts of income taxes recoverable in future periods in respect of

1. deductible temporary differences;
2. the carry forward of unused tax losses; and
3. the carry forward of unused tax credits.

The carrying amount of deferred tax assets is reviewed at each reporting date and reduced to the extent that it is no longer probable that sufficient taxable profit will be available to allow all or part of the deferred tax asset to be utilised. Unrecognised deferred tax assets are re-assessed at each reporting date and are recognised to the extent that it has become probable that future taxable profits will allow the deferred tax asset to be recovered.

Deferred tax assets and liabilities are measured at the tax rates that are expected to apply in the year when the asset is realised or the liability is settled, based on tax rates (and tax laws) that have been enacted or substantively enacted at the reporting date.

Deferred tax relating to items recognised outside profit or loss is recognised outside profit or loss (either in other comprehensive income or in equity). Deferred tax items are recognised in correlation to the underlying transaction either in OCI or directly in equity.

Deferred tax assets and deferred tax liabilities are offset if a legally enforceable right exists to set off current tax assets against current tax liabilities and the deferred taxes relate to the same taxable entity and the same taxation authority.

#### 13 Revenue recognition

The Company derives revenue primarily from manpower services comprises of facility management service, security service and other manpower based solutions.

Revenues from customer contracts are considered for recognition and measurement when the contract has been approved by the parties to the contract, the parties to contract are committed to perform their respective obligations under the contract, and the contract is legally enforceable. Revenue is recognised upon transfer of control of promised products or services ("performance obligations") to customers in an amount that reflects the consideration the Company has received or expects to receive in exchange for these products or services ("transaction price"). When there is uncertainty as to collectability, revenue recognition is postponed until such uncertainty is resolved.

The contract with customer for staffing services, generally contains a single performance obligation and revenue is measured at the fair value of the consideration received or receivable, taking into account contractually defined terms of payment and excluding taxes or duties collected on behalf of the government.



The Company's contracts may include variable consideration including discounts and penalties which are reduced from revenues and recognised based on an estimate of the expected payout relating to these considerations.

Revenue from manpower services is recognised over time since the customer simultaneously receives and consumes the benefits. The invoicing for these services is either based on cost plus a service fee or fixed fee model.

The Company has concluded that it is the principal in all of its revenue arrangements since it is the primary obligor and has pricing latitude which establishes control before transferring products and services to the customer.

The Company's receivables are rights to consideration that are unconditional. Unbilled revenues comprising revenues in excess of invoicing are classified as financial asset when the right to consideration is unconditional and is due only after a passage of time. Unbilled revenues are presented under Trade receivables, while invoicing in excess of revenues are classified as unearned revenue.

**Other Income**

Other income comprises primarily interest income on deposits, dividend income and gain/ (loss) on disposal of financial assets and non-financial assets. Interest income is recognised using the effective interest method. Dividend income is recognised when the right to receive payment is established.

**14 Government Grants**

Government grants are recognised where there is reasonable assurance that the grant will be received and all attached conditions will be complied with. All the grants related to an expense item are recognised as income on a systematic basis over the periods that the related costs, for which it is intended to compensate, are expensed.

**15 Employee Benefits**

**A Short-term employee benefits**

A liability is recognised for benefits accruing to employees in respect of wages and salaries in the period the related service is rendered at the undiscounted amount of the benefits expected to be paid in exchange for that service. Short-term employee benefits are measured on an undiscounted basis as the related service is provided.

**B Compensated absences**

The employees of the Company are entitled to compensated absences. For the purpose, the company follows Calendar Year and not Financial Year. In House employees can not carry forward a portion of the unutilised accumulating compensated absences and utilise it in future periods or receive cash at retirement or termination of employment. The Company records an obligation for compensated absences in the period in which the employee renders the services that increases this entitlement. The obligation is determined by management assessment of amount payable at each balance sheet date. In case of, on site employees, the compensated advances are part of their Compensation Package and the same is provided to them on demand/at the time of Full and Final Settlement.

Accumulated compensated absences, considering the nature, are expected to be availed or encashed within 12 months from the end of the year are treated as short term employee benefits.

**C Defined contribution plan**

Under a defined contribution plan, the Company's only obligation is to pay a fixed amount with no obligation to pay further contributions if the fund does not hold sufficient assets to pay all employee benefits. The Company makes specified monthly contributions towards Employee Provident Fund to Government administered Provident Fund Scheme which is a defined contribution plan. The expenditure for defined contribution plan is recognised as expense during the period when the employee provides service.

**D Defined benefit plan**

In accordance with the Payment of Gratuity Act, 1972, the Company provides for a lump sum payment to eligible employees, at retirement or termination of employment based on the last drawn salary and years of employment with the Company. The Company's gratuity fund is managed by Life Insurance Corporation of India (LIC). The present value of gratuity obligation under such defined benefit plan is determined based on actuarial valuations carried out by an external actuary using the Projected Unit Credit Method. The Company recognises the net obligation of a defined benefit plan in its balance sheet as an asset or liability.



The Company recognises the following changes in the net defined benefit obligation as an expense in the statement of profit and loss:-  
- Service costs comprising current service costs, past service costs, gains and losses on curtailments and non-routine settlements; and  
- Net interest expense or income.

Actuarial gains or losses are recognised in other comprehensive income. Further, the statement of profit and loss does not include an expected return on plan assets. Instead, net interest recognised in the statement of profit and loss is calculated by applying the discount rate used to measure the defined benefit obligation to the net defined benefit liability or asset. The actual return on the plan assets above or below the discount rate is recognised as part of remeasurement of net defined liability or asset through other comprehensive income.

Re-measurement comprising actuarial gains or losses and return on plan assets (excluding amounts included in net interest on the net defined benefit liability) are not reclassified to the statement of profit and loss in subsequent periods.

#### 2.18 Borrowing Cost

Borrowing costs directly attributable to the acquisition, construction or production of an asset that necessarily takes a substantial period of time to get ready for its intended use or sale are capitalised as part of the cost of the asset. All other borrowing costs are expensed in the period in which they occur. Borrowing costs consist of interest and other costs that the Company incurs in connection with the borrowing of funds.

#### 2.19 Cash Flow Statement

Cash flows are reported using the indirect method, whereby profit for the period is adjusted for the effects of transactions of a non-cash nature, any deferrals or accruals of past or future operating cash receipts or payments and item of income or expenses associated with investing or financing cash flows. The cash flows from operating, investing and financing activities of the Company are segregated.

#### 2.20 Segment Reporting

In accordance with Ind AS 108, Operating segments, segment information has been disclosed in the consolidated financial statements of the Company and no separate disclosure on segment information is given in these financial statements.

#### 2.21 Foreign currency transactions and balances

Foreign currency transactions are translated into the functional currency using the exchange rates prevailing at the dates of the respective transactions. Foreign-currency denominated monetary assets and liabilities are translated into the functional currency at exchange rates in effect at the reporting date.

Foreign exchange gains and losses resulting from the settlement of such transactions and such translation of monetary assets and liabilities denominated in foreign currencies are generally recognised in the statement of profit and loss.

Non-monetary assets and liabilities denominated in a foreign currency and measured at fair value are translated at the exchange rate prevalent at the date when the fair value was determined. Non-monetary assets and liabilities denominated in a foreign currency and measured at historical cost are translated at the exchange rate prevalent at the date of transaction. Foreign currency gains and losses are reported on a net basis. This includes changes in the fair value of foreign exchange derivative instruments, which are accounted at fair value through profit or loss.

#### 2.22 Earnings per share

Basic earnings per share are calculated by dividing the net profit for the period attributable to equity shareholders by the weighted average number of equity shares outstanding during the period. Earnings considered in ascertaining the Company's earnings per share is the net profit for the period after deducting preference dividends and any attributable tax thereto for the period. The weighted average number of equity shares outstanding during the period and for all periods presented is adjusted for events, such as bonus shares, other than the conversion of potential equity shares that have changed the number of equity shares outstanding, without a corresponding change in resources.

For the purpose of calculating diluted earnings per share, the profit or loss for the period attributable to equity shareholders and the weighted average number of shares outstanding during the period is adjusted for the effects of all dilutive potential equity shares.

#### 2.23 Non-current assets (or disposal group) held for sale and discontinued operations:

Non-current assets and disposal groups classified as held for sale are measured at the lower of their carrying value and fair value less costs to sell.

Assets and disposal groups are classified as held for sale if their carrying value will be recovered through a sale transaction rather than through continuing use. This condition is only met when the sale is highly probable and the asset, or disposal group, is available for immediate sale in its present condition and is marketed for sale at a price that is reasonable in relation to its current fair value.

For the purpose of calculating diluted earnings per share, the profit or loss for the period attributable to equity shareholders and the weighted average number of shares outstanding during the period is adjusted for the effects of all dilutive potential equity shares.

Where a disposal group represents a separate major line of business or geographical area of operations, or is part of a single coordinated plan to dispose of a separate major line of business or geographical area of operations, then it is treated as a discontinued operation. The post-tax profit or loss of the discontinued operation together with the gain or loss recognised on its disposal are disclosed as a single amount in the statement of profit and loss, with all prior periods being presented on this basis.

#### 2.24 New and amended Indian Accounting Standards (Ind AS)

Ministry of Corporate Affairs ("MCA") notifies new standard or amendments to the existing standards under Companies (Indian Accounting Standards) Rules as issued from time to time. On March 31, 2023, MCA amended the Companies (Indian Accounting Standards) Rules, 2015 by issuing the Companies (Indian Accounting Standards) Amendment Rules, 2023, applicable from April 1, 2023, as below:

Ind AS 1 - Presentation of Financial Statements: The amendments require companies to disclose their material accounting policies rather than their significant accounting policies. Accounting policy information, together with other information, is material when it can reasonably be expected to influence decisions of primary users of general purpose financial statements. The Company does not expect this amendment to have any significant impact in its financial statements.

Ind AS 12 - Income Taxes: The amendments clarify how companies account for deferred tax on transactions such as leases and decommissioning obligations. The amendments narrowed the scope of the recognition exemption in paragraphs 15 and 24 of Ind AS 12 (recognition exemption) so that it no longer applies to transactions that, on initial recognition, give rise to equal taxable and deductible temporary differences. The Company is evaluating the impact, if any, in its financial statements.

Ind AS 8 - Accounting Policies, Changes in Accounting Estimates and Errors: The amendments will help entities to distinguish between accounting policies and accounting estimates. The definition of a change in accounting estimates has been replaced with a definition of accounting estimates. Under the new definition, accounting estimates are "monetary amounts in financial statements that are subject to measurement uncertainty". Entities develop accounting estimates if accounting policies require items in financial statements to be measured in a way that involves measurement uncertainty. For the purpose of calculating diluted earnings per share, the profit or loss for the period attributable to equity shareholders and the weighted average number of shares outstanding during the period is adjusted for the effects of all dilutive potential equity shares.

The Company does not expect this amendment to have any significant impact in its financial statements.



Krystal Gourmet Private Limited  
Notes to financial statements

Note 3 (a) : Property, Plant and Equipment

ASSETS	GROSS BLOCK				DEPRECIATION / AMORTISATION / IMPAIRMENT					NET BLOCK	
	As at 01 April 2022	Additions during the year	Deductions	As at 31 March 2023	Upto 01 April 2022	On Opening Balance	For the year		Total upto 31 March 2023	As at 31 March 2023	As at 31 March 2022
							On Addition	Deletion			
<b>Tangible assets</b>											
Office Equipment	1.58	5.58	-	7.16	1.42	0.35	-	-	1.77	5.39	0.16
Plant & Machinery	1.40	-	-	1.40	0.90	0.15	-	-	1.05	0.35	0.50
Furniture & Fixture	2.15	12.92	-	15.07	0.45	1.22	-	-	1.67	13.41	1.71
Vehicles	1.44	0.89	-	2.33	1.01	0.10	-	-	1.12	1.22	0.43
Computer Peripherals	0.29	0.38	-	0.68	0.26	0.08	-	-	0.34	0.34	0.03
Leasehold Improvements	-	3.22	-	3.22	-	-	0.15	-	0.15	3.07	-
<b>Total of Tangible assets</b>	<b>6.88</b>	<b>22.99</b>	<b>-</b>	<b>29.87</b>	<b>4.05</b>	<b>1.91</b>	<b>0.15</b>	<b>-</b>	<b>6.10</b>	<b>23.77</b>	<b>2.83</b>

ASSETS	GROSS BLOCK				DEPRECIATION / AMORTISATION / IMPAIRMENT					NET BLOCK	
	As at 01 April 2021	Additions during the year	Deductions	As at 31 March 2022	Upto 01 April 2021	On Opening Balance	For the year		Total upto 31 March 2022	As at 31 March 2022	As at 31 March 2021
							On Addition	Deletion			
<b>Tangible assets</b>											
Plant & Machinery	1.40	-	-	1.40	0.75	0.15	-	-	0.90	0.50	0.66
Furniture & Fixture	0.64	1.52	-	2.15	0.30	0.15	-	-	0.45	1.71	0.34
Vehicles	1.44	-	-	1.44	0.91	0.11	-	-	1.01	0.43	0.53
Computer Peripherals	0.25	0.04	-	0.29	0.25	0.02	-	-	0.26	0.03	0.01
Office Equipment	1.40	0.18	-	1.58	1.34	0.08	-	-	1.42	0.16	0.07
<b>Total of Tangible assets</b>	<b>5.14</b>	<b>1.74</b>	<b>-</b>	<b>6.88</b>	<b>3.54</b>	<b>0.51</b>	<b>-</b>	<b>-</b>	<b>4.05</b>	<b>2.83</b>	<b>1.60</b>

Note 3 (b): Right-of-use Assets

Description	Building	Total Right-of-use Asset
Cost as at 1 April 2021 (A)	-	-
Additions	-	-
Deletions	-	-
Cost as at 31 March 2022 (C)	-	-
Additions	9.22	9.22
Deletions	-	-
Cost as at 31 March 2023 (D)	9.22	9.22
Accumulated depreciation as at 1 April 2021 (D)	-	-
Depreciation for the year	-	-
Deletions	-	-
Accumulated depreciation as at 31 March 2022 (G)	-	-
Depreciation for the year	1.08	1.08
Deletions	-	-
Accumulated depreciation as at 31 March 2023 (H)	1.08	1.08
Net carrying amount as at 31 March 2022 (C) - (G)	-	-
Net carrying amount as at 31 March 2023 (D) - (H)	8.14	8.14



4 Investments

Particulars	31st March 2023	31st March 2022	1st April 2021
Investment carried at (FVTPL)			
Investment in equity shares - unquoted			
0.309 units of Nippon India Liquid Funds - Direct - Growth Plan	0.00	0.00	-
<b>Total</b>	<b>0.00</b>	<b>0.00</b>	<b>0.23</b>
Aggregate amount of quoted investments and market value thereof	0.00	0.00	0.23
Aggregate amount of unquoted investments	-	-	-
Aggregate amount of impairment in the value of investments	-	-	-
* In absence of requisite information cost price has been considered as fair value.			

Note: Values with ₹ 0.00 denotes amounts less than ₹ 5000.

5 Other Financial Assets

Particulars	31st March 2023	31st March 2022	1st April 2021
Security Deposits			
- considered good	7.29	6.89	1.52
<b>Total</b>	<b>7.29</b>	<b>6.89</b>	<b>1.52</b>

6 Deferred Tax asset

Particulars	31st March 2023	31st March 2022	1st April 2021
On difference between book balance and tax balance of property, plant and equipment and intangible assets	0.70	0.70	0.65
On disallowances	1.20	1.45	1.30
<b>Total</b>	<b>1.90</b>	<b>2.15</b>	<b>1.95</b>

7 Income tax assets (net) - Non-current

Particulars	31st March 2023	31st March 2022	1st April 2021
Advance Income Tax & TDS (Net of Provision)	2.28	2.87	3.95
<b>Total</b>	<b>2.28</b>	<b>2.87</b>	<b>3.95</b>

8 Inventories

Particulars	31st March 2023	31st March 2022	1st April 2021
(Valued at cost or Net Realisable Value whichever is lower)			
Consumable items	1.16	0.40	0.19
<b>Total</b>	<b>1.16</b>	<b>0.40</b>	<b>0.19</b>

9 Trade Receivables

Particulars	31st March 2023	31st March 2022	1st April 2021
(i) Trade Receivables - Billed			
Unsecured, considered good	20.42	32.81	13.82
Less: Allowance for expected credit loss	(3.72)	(5.01)	(4.21)
<b>Total Trade Receivables - Billed</b>	<b>16.70</b>	<b>27.80</b>	<b>9.60</b>
<b>Total Trade Receivables (i)</b>	<b>16.70</b>	<b>27.80</b>	<b>9.60</b>

Trade receivables includes:

- Dues from related parties (refer note 33)	2.15	1.40	5.41
- Other receivables	14.55	26.39	4.19

1. The Group's exposure to credit and loss allowances related to trade receivables are disclosed in Note 34

2. The amount of loss allowance (lifetime expected credit loss) has been recognized under the Simplified approach for trade receivable and hence break-up of trade receivable into 'significant increase in credit risk' and 'credit impaired' has not been disclosed separately.

Trade Receivable Ageing

FY 2022-23

Category	Outstanding for following periods from due date of payment					
	< 6 months	6 mths - 1 year	1-2 years	2-3 years	More than 3 years	Total
(i) Undisputed Trade Receivables - Considered Goods	9.88	3.46	1.43	3.14	2.51	20.42
(ii) Undisputed Trade Receivables - Considered Doubtful	-	-	-	-	-	-
(iii) Disputed Trade Receivables - Considered Goods	-	-	-	-	-	-
(iv) Disputed Trade Receivables - Considered Doubtful	-	-	-	-	-	-
Unbilled revenue						
Less: Allowance for expected credit loss						(3.72)
<b>Net receivables</b>						<b>16.70</b>

FY 2021-22

Category	Outstanding for following periods from due date of payment					
	< 6 months	6 mths - 1 year	1-2 years	2-3 years	More than 3 years	Total
(i) Undisputed Trade Receivables - Considered Goods	27.19	2.94	2.64	0.02	-	32.81
(ii) Undisputed Trade Receivables - Considered Doubtful	-	-	-	0.12	4.88	5.01
(iii) Disputed Trade Receivables - Considered Goods	-	-	-	-	-	-
(iv) Disputed Trade Receivables - Considered Doubtful	-	-	-	-	-	-
Unbilled Revenue						
Less: Allowance for expected credit loss						(5.01)
<b>Net receivables</b>						<b>27.80</b>



FY 2020-21						
Category	Outstanding for following periods from due date of payment					Total
	< 6 months	6 mths - 1 year	1-2 years	2-3 years	More than 3 years	
(i) Undisputed Trade Receivables – Considered Goods	10.90	1.94	0.86	0.11	-	13.82
(ii) Undisputed Trade Receivables – Considered Doubtful	-	-	-	0.53	3.69	4.21
(iii) Disputed Trade Receivables – Considered Goods	-	-	-	-	-	-
(iv) Disputed Trade Receivables – Considered Doubtful	-	-	-	-	-	-
Unbilled Revenue	-	-	-	-	-	13.82
Less: Allowance for expected credit loss	-	-	-	-	-	(4.21)
<b>Net receivables</b>						<b>9.60</b>

10 Cash and Cash Equivalents				
Particulars	31st March 2023	31st March 2022	1st April 2021	
In current account with Banks	3.44	2.86	11.88	
Cash on hand	0.12	0.09	0.05	
<b>Total</b>	<b>3.56</b>	<b>2.95</b>	<b>11.92</b>	

11 Bank Balances other than Cash and Cash Equivalents above				
Particulars	31st March 2023	31st March 2022	1st April 2021	
Bank deposits with maturity less than 12 months	-	5.19	4.96	
<b>Total</b>	<b>-</b>	<b>5.19</b>	<b>4.96</b>	

12 Current Loans				
Particulars	31st March 2023	31st March 2022	1st April 2021	
Considered good - unsecured - repayable on demand	-	18.02	16.26	
Loan to Others	-	-	-	
<b>Total</b>	<b>-</b>	<b>18.02</b>	<b>16.26</b>	

13 Other financial assets				
Particulars	31st March 2023	31st March 2022	1st April 2021	
Security Deposits	-	-	-	
- Other than related parties	10.16	5.72	6.48	
<b>Total</b>	<b>10.16</b>	<b>5.72</b>	<b>6.48</b>	

14 Other current assets				
Particulars	31st March 2023	31st March 2022	1st April 2021	
Advances to Supplier	2.36	3.04	1.82	
Receivable from government authority	0.03	0.03	0.03	
Prepaid expenses	4.94	4.96	0.03	
<b>Total</b>	<b>7.33</b>	<b>8.03</b>	<b>1.87</b>	



**Krystal Gourmet Private Limited**

(All Amounts are ₹ in Millions unless otherwise stated)

**Notes to financial statements****15 Equity Share capital**

Particulars	31st March 2023	31st March 2022	1st April 2021
<b>(a) Authorised</b>			
7,50,000 (Previous Year 7,50,000) equity shares of Rs 10/- each	75	75	75
	75	75	75
<b>(b) Issued, subscribed and fully paid-up</b>			
6,42,655 (Previous Year 6,42,655) equity shares of Rs 10/- each	6.43	6.43	6.43
<b>Total</b>	<b>6.43</b>	<b>6.43</b>	<b>6.43</b>

**Notes :****(i) Reconciliation of number of Equity Shares and Amount outstanding at the beginning and at the end of the year**

Particulars	31st March 2023		31st March 2022		1st April 2021	
	No. of Equity Shares	Amount	No. of Equity Shares	Amount	No. of Equity Shares	Amount
Equity Shares outstanding as at the beginning of the year	642,655	6.43	642,655	6.43	642,655	6.43
Add : Issued of Equity Shares during the year	-	-	-	-	-	-
Equity Shares outstanding as at the end of the year	<b>642,655</b>	<b>6.43</b>	<b>642,655</b>	<b>6.43</b>	<b>642,655</b>	<b>6.43</b>

**(ii) Details of Shareholders holding more than 5% of Equity Shares of the Company**

Name of the shareholder	31st March 2023		31st March 2022		1st April 2021	
	Number of Shares	% of Holding	Number of Shares	% of Holding	Number of Shares	% of Holding
Krystal Integrated Services Private Limited	642,655	100%	642,655	100%	642,655	100%
	<b>642,655</b>	<b>100%</b>	<b>642,655</b>	<b>100%</b>	<b>642,655</b>	<b>100%</b>

**(iv) Terms / rights attached to equity shares**

The company has only one class of equity shares having par value of Rs. 10 per share. Each holder of equity shares is entitled to one vote per share. The Company, if declares dividends pays in Indian rupees. The dividend if any proposed by the Board of Directors is subject to the approval of the shareholders in the Annual General meeting.

(v) There are no bonus shares issued or shares bought back during the period of 5 years immediately preceding the reporting date.





16 Other Equity

Particulars	Amount
<b>(a) Securities Premium Reserve</b>	
As at April 1 2021	11.08
Increase/Decrease	-
As at 31st March 2022	11.08
Increase/Decrease	-
As at 31st March 2023	11.08
<b>(b) Surplus</b>	
As at 1st April 2020	21.10
Add: Other comprehensive income	0.05
Less: Adjustments related to transition to Ind AS	(4.30)
As at 31st March 2021	16.85
Add: Profit for the year	0.51
Less: Other comprehensive income	(0.04)
As at 31st March 2022	17.32
Add: Profit for the year	0.91
Less: Other comprehensive income	0.27
As at 31st March 2023	18.50
<b>Total Other equity as at March 31, 2021</b>	<b>27.93</b>
<b>Total Other equity as at March 31, 2022</b>	<b>28.40</b>
<b>Total Other equity as at March 31, 2023</b>	<b>29.58</b>

Brief description of other equity:

- a. **Securities Premium:** This reserve represents amounts received in addition to the par value of shares. The utilisation of the securities premium will be in accordance with the provisions of The Companies Act, 2013.
- b. **Retained Earnings:** This Reserve represents the cumulative profits of the company. This reserve is free reserves and can be utilised for any purpose as may be required. All Adjustments arising on account of transition to Ind AS are recorded under this reserve.

17 Borrowings - Non-current\*

Particulars	31st March 2023	31st March 2022	1st April 2021
<b>Secured</b>			
<u>From Banks</u>			
Vehicle Loans (Refer note (i) (a) and (ii) (a) below)	0.87	0.13	0.25
<b>Total secured borrowings</b>	<b>0.87</b>	<b>0.13</b>	<b>0.25</b>
Less: Current maturities of long term loans (refer table below)	(0.23)	-	-
	<b>0.64</b>	<b>0.13</b>	<b>0.25</b>

\*Information about the Groups' exposure to interest and liquidity risk is included in Note 34

Breakup of current maturities of long term borrowings

Particulars	31st March 2023	31st March 2022	1st April 2021
<b>Secured</b>			
From Banks	0.23	-	-
<b>Total</b>	<b>0.23</b>	<b>-</b>	<b>-</b>

(i) Nature of Security

- (a) Vehicle loans from banks are secured against specific charge on the respective vehicle

(ii) Maturity Profile and Rate of Interest

- (a) Vehicle loan from Bank are repayable in equated monthly instalments, maturity date and Rate of Interest is highlighted in the following table.

Rate of Interest (in %)	Maturity Date
11.6	24-Nov-25
9	21-Nov-29
10.25	20-Jan-24

18 Lease Liabilities

Particulars	31st March 2023	31st March 2022	1st April 2021
Lease liabilities (Refer note 37)	8.45	-	-
<b>Total</b>	<b>8.45</b>	<b>-</b>	<b>-</b>
Current	2.22	-	-
Non-current	6.24	-	-



## Trade Payables Ageing

FY 2022-23

Category	Outstanding for following periods from due date of payment				
	Less than 1 year	1-2 years	2-3 years	More than 3 years	Total
(i) MSME	-	-	-	-	-
(ii) Others	18.27	-	-	-	18.27
(iii) Disputed dues – MSME	-	-	-	-	-
(iv) Disputed dues - Others	-	-	-	-	-
<b>Total</b>	<b>18.27</b>	<b>-</b>	<b>-</b>	<b>-</b>	<b>18.27</b>

FY 2021-22

Category	Outstanding for following periods from due date of payment				
	Less than 1 year	1-2 years	2-3 years	More than 3 years	Total
(i) MSME	1.55	-	-	-	1.55
(ii) Others	21.46	1.84	2.06	7.13	32.49
(iii) Disputed dues – MSME	-	-	-	-	-
(iv) Disputed dues - Others	-	-	-	-	-
<b>Total</b>	<b>23.01</b>	<b>1.84</b>	<b>2.06</b>	<b>7.13</b>	<b>34.04</b>

FY 2020-21

Category	Outstanding for following periods from due date of payment				
	Less than 1 year	1-2 years	2-3 years	More than 3 years	Total
(i) MSME	0.99	-	-	-	0.99
(ii) Others	7.61	2.07	3.81	3.93	17.42
(iii) Disputed dues – MSME	-	-	-	-	-
(iv) Disputed dues - Others	-	-	-	-	-
<b>Total</b>	<b>8.59</b>	<b>2.07</b>	<b>3.81</b>	<b>3.93</b>	<b>18.41</b>

## 22 Other Financial Liabilities

Particulars	31st March 2023	31st March 2022	1st April 2021
Security Deposits	0.02	1.21	1.21
Outstanding Liabilities	4.16	3.16	4.12
<b>Total</b>	<b>4.18</b>	<b>4.37</b>	<b>5.33</b>

## 23 Other Current Liabilities

Particulars	31st March 2023	31st March 2022	1st April 2021
Advance from customer	0.07	0.01	0.18
Statutory liabilities	0.96	1.28	1.09
<b>Total</b>	<b>1.03</b>	<b>8.73</b>	<b>1.27</b>

## 24 Provisions

Particulars	31st March 2023	31st March 2022	1st April 2021
Provision for employee benefits	0.05	0.03	0.02
Provision for Gratuity	-	-	-
<b>Total</b>	<b>0.05</b>	<b>0.03</b>	<b>0.02</b>



19 Provisions			
Particulars	31st March 2023	31st March 2022	1st April 2021
Provision for employee benefits			
Provision for Gratuity	0.46	0.60	0.80
<b>Total</b>	<b>0.46</b>	<b>0.60</b>	<b>0.80</b>

20 Borrowings - Current			
Particulars	31st March 2023	31st March 2022	1st April 2021
<b>Unsecured</b>			
Loan Others	12.97	-	-
<b>Current Maturities of long term debt :</b>			
From Bank	0.23	0.12	-
<b>Total</b>	<b>13.20</b>	<b>0.12</b>	<b>0.11</b>

21 Trade Payables			
Particulars	31st March 2023	31st March 2022	1st April 2021
Total outstanding dues of micro enterprises and small enterprises	-	1.55	0.99
Total outstanding dues of creditors other than micro enterprises and small enterprises	18.27	32.49	17.42
<b>Total</b>	<b>18.27</b>	<b>34.04</b>	<b>18.41</b>

Under the Micro, Small and Medium Enterprises Development Act, 2006 which came into force from October 2, 2006, certain disclosures are required to be made relating to Micro, Small & Medium Enterprises.

Particulars	31st March 2023	31st March 2022	1st April 2021
The principal amount and the interest due thereon remaining unpaid to any supplier as at the end of each accounting year*			
- Principal amount due to micro and small enterprises			
- Interest due to Micro, Small And Medium Enterprises			
- The amount of interest paid by the buyer in terms of section 16 of the MSMED Act 2006 along with the amounts of the payment made to the supplier beyond the appointed day during each accounting year			
- The amount of interest due and payable for the period of delay in making payment (which have been paid but beyond the appointed day during the period) but without adding the interest specified under the MSMED Act 2006.	-	-	-
- The amount of interest accrued and remaining unpaid at the end of each accounting period.	-	-	-
- The amount of further interest remaining due and payable even in the succeeding years, until such date when the interest dues as above are actually paid to the small enterprise for the purpose of disallowance as a deductible expenditure under section 23 of the MSMED Act 2006.	-	-	-

\*Dues to Micro, Small and Medium Enterprises including interest have been determined to the extent such parties have been identified on the basis of information collected by the Management and information collected in this regard. This has been relied upon by the auditors.



**Krystal Gourmet Private Limited***(All Amounts are ₹ in Millions unless otherwise stated)***Notes to financial statements****25 Revenue from operations**

Particulars	31st March 2023	31st March 2022
<b>Sale of Services (net of taxes)</b>		
Manpower and related services	9.61	7.95
Catering Services	96.46	49.40
<b>Total</b>	<b>106.07</b>	<b>57.35</b>

**26 Other Income**

Particulars	31st March 2023	31st March 2022
Interest income on:		
- Deposits with banks	0.23	0.35
- Interest on Loans	-	1.95
Profit on Sale of Assets	-	0.05
Balance Write Back	7.44	0.79
Interest on IT Refund	0.05	0.10
Finance Income	0.01	-
Gain on fair valuation of investments carried at FVTPL	-	0.00
Miscellaneous income	0.01	0.00
<b>Total</b>	<b>7.74</b>	<b>3.25</b>

**27 Cost of material and store and spare consumed**

Particulars	31st March 2023	31st March 2022
Inventories of materials, store and spares as at the beginning of the year	0.40	0.19
Add : Purchases of materials	60.46	35.62
	<b>60.86</b>	<b>35.81</b>
Less : Inventories of materials, store and spares as at the end of the year	1.16	0.40
<b>Total</b>	<b>59.70</b>	<b>35.41</b>

**28 Employee Benefit Expenses**

Particulars	31st March 2023	31st March 2022
Salaries and wages	23.56	11.64
Contributions to provident and other funds	1.92	0.80
Staff welfare expenses	0.21	0.01
<b>Total</b>	<b>25.70</b>	<b>12.45</b>

**29 Finance Cost**

Particulars	31st March 2023	31st March 2022
Interest expenses	0.06	0.22
Interest on lease liabilities	0.57	-
	<b>0.62</b>	<b>0.22</b>

**30 Depreciation and Amortisation**

Particulars	31st March 2023	31st March 2022
Depreciation on tangible assets (refer note 3(a))	2.05	0.51
Depreciation of right-of-use assets (refer note 3(b))	1.08	-
<b>Total</b>	<b>3.13</b>	<b>0.51</b>



**31 Other Expenses**

Particulars	31st March 2023	31st March 2022
Office Expenses	0.62	-
Bank Charges	-	0.23
Power and fuel	3.21	1.13
Rent (refer note 37)	1.63	2.22
Repairs and Maintenance	1.21	1.21
Insurance	0.12	0.03
Rates and taxes	5.52	0.11
Donation	0.01	-
Hire Charges	0.64	0.28
Travelling expenses (including foreign travelling)	0.08	0.04
Expected Credit Loss on Trade Receivables (net)	(1.28)	0.80
Conveyance expenses	0.67	0.12
Communication Expenses	0.08	0.07
Balance Write off	0.12	0.57
Printing and stationery	0.22	0.07
Legal and professional fees	0.44	0.64
Payment to auditors [Refer note (i) below]	0.18	0.17
Advertisement Expenses	-	0.97
Business Promotion Expenses	1.12	-
Loss on fair valuation of investments carried at FVTPL	0.00	-
Ineligible GST Expenses	4.48	1.64
Interest on Late Payment of GST	0.04	-
Interest on Late Payment of TDS	0.00	0.10
Miscellaneous Expenses	3.73	0.85
<b>Total</b>	<b>22.82</b>	<b>11.25</b>

**Note - (i) : Payment to Auditor's (excluding GST)**

Particulars	31st March 2023	31st March 2022
- Statutory audit fees	0.14	0.13
- Other matters	0.04	0.05



**Krystal Gourmet Private Limited***(All Amounts are ₹ in Millions unless otherwise stated)***Notes to financial statements****Note 32****Earnings per equity share**

Basic earning per share (EPS) amounts are calculated by dividing the profit for the year attributable to equity holders by the weighted average number of equity shares outstanding during the year.

Diluted EPS amounts are calculated by dividing the profit attributable to equity holders (after adjusting for interest on the convertible preference shares) by the weighted average number of equity shares outstanding during the year plus the weighted average number of equity shares that would be issued on conversion of all the dilutive potential equity shares into equity shares.

Particulars	31 March 2023	31 March 2022
<b>i. Profit attributable to Equity holders</b>		
Profit attributable to equity holders :		
Profit attributable to equity holders for basic earnings	0.91	0.51
Profit attributable to equity holders adjusted for the effect of dilution	0.91	0.51
<b>ii. Weighted average number of ordinary shares</b>		
Issued ordinary shares as at	642,655	642,655
<b>Weighted average number of shares at March 31 for EPS</b>	<b>642,655</b>	<b>642,655</b>

**Basic and diluted earnings per share**

Basic earnings per share	1.42	0.80
Diluted earnings per share	1.42	0.80



**Krystal Gourmet Private Limited**

*(All Amounts are ₹ in Millions unless otherwise stated)*

**Notes to financial statements**

**Note : 33 Related Party Disclosure**

Disclosures as required by the Accounting Standard 18 (AS-18) on “Related Party Disclosures” are given below:-

**Ultimate Holding Company**

Krystal Family Holdings Private Limited

**Holding Company**

Krystal Integrated Services Limited

**Company in which Management has significant influence, with whom transaction carried out during the year**

Krystal Allied Services Pvt Ltd

Volksara Techno Solutions Private Limited

**Key Management Personnel**

Mrs. Neeta Lad

Mr. Pravin Lad

Ms. Saily Prasad Lad

Mr. Sanjay Dighe

Mr. Shubham Lad

**Relative of Key Management Personnel**

Mr. Prasad Lad



Krystal Gourmet Private Limited

(All Amounts are ₹ in Millions unless otherwise stated)

Notes to financial statements

Note : 33 Related Party Disclosure (Contd.)

B. Transactions and closing balance with the Related Parties are as under:

Sr. No	Particulars	KGPL	
		2022-23	2021-22
<b>1</b>	<b>Sale of Service</b>		
	- Krystal Integrated Services Limited	15.77	13.43
	- Krystal Allied Services Private Limited	0.23	0.17
	- Prasad Lad	2.94	
<b>2</b>	<b>Interest expenses</b>		
	- Krystal Integrated Services Limited	5.18	1.90
<b>3</b>	<b>Loan taken</b>		
	- Krystal Integrated Services Limited	306.55	198.58
<b>4</b>	<b>Loan repaid</b>		
	- Krystal Integrated Services Limited	251.16	126.00
	<b>Balance outstanding at the end of year:</b>		
<b>1</b>	<b>Loan Taken</b>		
	- Krystal Integrated Services Limited	129.68	74.30
<b>2</b>	<b>Account Receivables</b>		
	- Krystal Integrated Services Limited	2.15	1.39
	- Krystal Allied Services Private Limited		0.01

Notes

- 1 Transactions shown above are excluding GST, if any.
- 2 Management remuneration excludes provision for Gratuity since it is provided on actuarial basis for the company as a whole.





**Krystal Gourmet Private Limited**

(All Amounts are ₹ in Millions unless otherwise stated)

**Notes to financial statements****Note 34 : Disclosures on Financial Instrument****Financial instruments – Fair values and risk management****A. Accounting classification and fair values**

The following table shows the carrying amounts and fair values of financial assets and financial liabilities, including their levels in the fair value hierarchy. It does not include fair value information for financial assets and financial liabilities not measured at fair value if the carrying amount is a reasonable approximation of fair value.

31 March 2023	Carrying amount				Fair value			
	FVTPL	FVTOCI	Amortised Cost	Total	Level 1	Level 2	Level 3	Total
<b>Financial assets</b>								
Cash and cash equivalents and Bank balances other than cash and cash equivalents	-	-	3.56	3.56	-	-	3.56	3.56
Investments	-	-	0.00	0.00	-	-	0.00	0.00
Non-current financial Assets	-	-	7.29	7.29	-	-	7.29	7.29
Trade receivables	-	-	16.70	16.70	-	-	16.70	16.70
Other financial assets	-	-	17.45	17.45	-	-	17.45	17.45
	-	-	<b>45.00</b>	<b>45.00</b>	-	-	<b>45.00</b>	<b>45.00</b>
<b>Financial liabilities</b>								
Non Current Borrowings	-	-	0.64	0.64	-	-	0.64	0.64
Current borrowings	-	-	13.20	13.20	-	-	13.20	13.20
Lease Liabilities	-	-	8.45	8.45	-	-	8.45	8.45
Trade payables	-	-	18.27	18.27	-	-	18.27	18.27
	-	-	<b>40.56</b>	<b>40.56</b>	-	-	<b>40.56</b>	<b>40.56</b>
<b>31 March 2022</b>								
	Carrying amount				Fair value			
	FVTPL	FVTOCI	Amortised Cost	Total	Level 1	Level 2	Level 3	Total
<b>Financial assets</b>								
Cash and cash equivalents and Bank balances other than cash and cash equivalents	-	-	2.95	2.95	-	-	2.95	2.95
Investments	-	-	0.00	0.00	-	-	0.00	0.00
Non-current financial Assets	-	-	6.89	6.89	-	-	6.89	6.89
Trade receivables	-	-	27.80	27.80	-	-	27.80	27.80
Current financial Assets - Loans	-	-	18.02	18.02	-	-	18.02	18.02
Other financial assets	-	-	12.62	12.62	-	-	12.62	12.62
	-	-	<b>68.28</b>	<b>68.28</b>	-	-	<b>68.28</b>	<b>68.28</b>
<b>Financial liabilities</b>								
Non Current Borrowings	-	-	0.13	0.13	-	-	0.13	0.13
Current borrowings	-	-	0.12	0.12	-	-	0.12	0.12
Trade payables	-	-	34.04	34.04	-	-	34.04	34.04
	-	-	<b>34.29</b>	<b>34.29</b>	-	-	<b>34.29</b>	<b>34.29</b>

**B. Measurement of fair values (Key inputs for valuation techniques) :**

- Listed Equity Investments (other than Subsidiaries and Joint Venture) : Quoted Bid Price on Stock Exchange (Level 1)
- Valuation techniques and significant unobservable inputs: Not applicable (Level 3)

**C. Transfers between Levels 1 and 2**

There were no transfer from Level 1 to Level 2 or vice versa in any of the reporting periods.

**D. Financial risk management**

The Company has exposure to the following risks arising from financial instruments:

- Credit risk ;
- Liquidity risk ; and
- Market risk



**Krystal Gourmet Private Limited**

(All Amounts are ₹ in Millions unless otherwise stated)

**Notes to financial statements****Note 34 : Disclosures on Financial Instrument****Financial instruments – Fair values and risk management****i. Risk management framework**

The Company's board of directors has overall responsibility for the establishment and oversight of the Company's risk management framework. The board of directors is responsible for developing and monitoring the Company's risk management policies.

The Company's risk management policies are established to identify and analyse the risks faced by the Company, to set appropriate risk limits and controls and to monitor risks and adherence to limits. Risk management policies and systems are reviewed regularly to reflect changes in market conditions and the Company's activities. The Company, through its training and management standards and procedures, aims to maintain a disciplined and constructive control environment in which all employees understand their roles and obligations.

The audit committee oversees how management monitors compliance with the company's risk management policies and procedures and reviews the adequacy of the risk management framework in relation to the risks faced by the Company. The audit committee is assisted in its oversight role by internal audit. Internal audit undertakes both regular and ad-hoc reviews of risk management controls and procedures, the results of which are reported to the audit committee.

**ii. Credit risk**

Credit risk is the risk of financial loss to the Company if a customer or counterparty to a financial instrument fails to meet its contractual obligations and arises principally from the Company's receivables from customers and investments in debt securities.

The carrying amount of following financial assets represents the maximum credit exposure:

**Trade and other receivables**

The Company's exposure to credit risk is influenced mainly by the individual characteristics of each customer. However, management also considers the factors that may influence the credit risk of its customer base, including the default risk of the industry and country in which customers operate.

The Company has established a credit policy under which each new customer is analysed individually for creditworthiness before the Company's standard payment and delivery terms and conditions are offered. The Company's review includes external ratings, if they are available and in some cases bank references. Sale limits are established for each customer.

As per simplified approach, the Company makes provision of expected credit losses on trade receivables in accordance of the requirement of Ind AS 109.

As at reporting date, the maximum exposure to credit risk for trade and other receivables by geographic region was as follows:

	Carrying amount (in Rs.)	
	31 March 2023	31 March 2022
India	16.70	27.80
	16.70	27.81

Management believes that the unimpaired amounts that are past dues are still collectible in full, based on historical payment behaviour and extensive analysis of customer credit risk conducted by management.

The movement in the allowance for impairment in respect of trade and other receivables during the year was as follows:

	31 March 2023	31 March 2022
Opening balance	5.01	4.21
Provision for receivables impairment	(1.28)	0.80
Closing balance	3.72	5.01

**Cash and cash equivalents**

The Company maintains its Cash and cash equivalents and Bank deposits with banks having good reputation, good past track record and high quality credit rating and also reviews their credit-worthiness on an on-going basis.

**Derivatives**

The derivatives deals are done with AD category banks in OTC market and registered brokers in ETCD market.

**iii. Liquidity risk**

Liquidity risk is the risk that the Company will encounter difficulty in meeting the obligations associated with its financial liabilities that are settled by delivering cash or another financial asset. The Company's approach to managing liquidity is to ensure, as far as possible, that it will have sufficient liquidity to meet its liabilities when they are due, under both normal and stressed conditions, without incurring unacceptable losses or risking damage to the Company's reputation.

The Company uses product-based costing to cost its products and services, which assists it in monitoring cash flow requirements and optimizing its cash return on investments. The Company monitors the level of expected cash inflows on trade and other receivables together with expected cash outflows on trade and other payables.



Krystal Gourmet Private Limited  
(All Amounts are ₹ in Millions unless otherwise stated)  
Notes to financial statements

**Note 34 : Disclosures on Financial Instrument**  
Financial instruments – Fair values and risk management

**Exposure to liquidity risk**

The following are the remaining contractual maturities of financial liabilities at the reporting date. The amounts are gross and undiscounted, and include estimated interest payments and exclude the impact of netting agreements.

31 March 2023	Carrying amount	Contractual cash flows			
		12 months or less	1-2 years	2-5 years	More than 5 years
<b>Non-derivative financial liabilities</b>					
Non-Current Borrowings	0.64	-	0.64	-	-
Current borrowings	13.20	13.20	-	-	-
Lease Liabilities	8.45	6.24	2.22	-	-
Trade payables	18.27	18.27	-	-	-
<b>31 March 2022</b>					
31 March 2022	Carrying amount	Contractual cash flows			
		12 months or less	1-2 years	2-5 years	More than 5 years
<b>Non-derivative financial liabilities</b>					
Non-Current Borrowings	0.13	-	0.13	-	-
Current borrowings	0.12	0.12	-	-	-
Lease Liabilities	-	-	-	-	-
Trade payables	34.04	34.04	-	-	-

The gross inflows/(outflows) disclosed in the above table represent the contractual undiscounted cash flows relating to derivative financial liabilities held for risk management purposes and which are not usually closed out before contractual maturity. The disclosure shows net cash flow amounts for derivatives that are net cash-settled and gross cash inflow and outflow amounts for derivatives that have simultaneous gross cash settlement.



**Krystal Gourmet Private Limited**

(All Amounts are ₹ in Millions unless otherwise stated)

**Notes to financial statements****Financial instruments – Fair values and risk management (continued)****iv. Market risk**

Market risk is the risk that changes in market prices – such as foreign exchange rates and interest rates – will affect the Company's income or the value of its holdings of financial instruments. Market risk is attributable to all market risk sensitive financial instruments including foreign currency receivables and payables and long term debt. We are exposed to market risk primarily related to foreign exchange rate risk and interest rate risk. Thus, our exposure to market risk is a function of revenue generating and operating activities in foreign currency. The objective of market risk management is to avoid excessive exposure in our foreign currency revenues and costs.

**Currency risk**

The Company is exposed to currency risk on account of its borrowings, Trade payable, other payables and receivables in foreign currency. The functional currency of the Company is Indian Rupee. The Company uses forward exchange contracts to hedge its currency risk, most with a maturity of less than one year from the reporting date.

The Company does not use derivative financial instruments for trading or speculative purposes.

Following are the forward contracts to hedge the foreign exchange rate risk as of 31 March 2023 and 31 March 2022.:

**Interest rate risk**

Interest rate risk can be either fair value interest rate risk or cash flow interest rate risk. Fair value interest rate risk is the risk of changes in fair values of fixed interest bearing financial instruments because of fluctuations in the interest rates. Cash flow interest rate risk is the risk that the future cash flows of floating interest bearing financial instruments will fluctuate because of fluctuations in the interest rates.

**Exposure to interest rate risk**

The Company's interest rate risk arises from borrowings and fixed income financial instruments. Borrowings issued at fixed rates exposes to fair value interest rate risk. The interest rate profile of the Company's interest-bearing financial instruments as reported to the management of the Company is as follows.

	31 March 2023	31 March 2022
<b>Fixed-rate instruments</b>		
Financial assets	-	18.02
Financial liabilities	0.87	0.25
	(0.87)	17.77
<b>Variable-rate instruments</b>		
Financial assets		
Financial liabilities	12.97	-
	(12.97)	-
<b>Total</b>	<b>(13.84)</b>	<b>17.77</b>

**Fair value sensitivity analysis for fixed-rate instruments**

The Company does not account for any fixed-rate financial assets or financial liabilities at fair value through profit or loss, and the Company does not designate derivatives as hedging instruments under a fair value hedge accounting model. Therefore, a change in interest rates at the reporting date would not affect profit or loss.

**Cash flow sensitivity analysis for variable-rate instruments**

A reasonably possible change of 100 basis points in interest rates at the reporting date would have increased (decreased) profit or loss by the amounts shown below. This analysis assumes that all other variables, in particular foreign currency exchange rates, remain constant.

Rs.	Profit or (loss) before tax	
	100 bp increase	100 bp decrease
<b>Cash flow sensitivity (net)</b>		
<b>31 March 2023</b>		
Variable-rate instruments	0.13	(0.13)
	0.13	(0.13)
<b>Cash flow sensitivity (net)</b>		
<b>31 March 2022</b>		
Variable-rate instruments	-	-
<b>Cash flow sensitivity (net)</b>	-	-



**Krystal Gourmet Private Limited**

(All Amounts are ₹ in Millions unless otherwise stated)

**Notes to financial statements****Note 35 : Capital Management**

The Company's policy is to maintain a strong capital base so as to maintain investor, creditor and market confidence and to sustain future development of the business.

The Company monitors capital using a ratio of 'adjusted net debt' to 'adjusted equity'. For this purpose, adjusted net debt is defined as total borrowings, comprising interest-bearing loans and borrowings less cash and cash equivalents. Adjusted equity comprises all components of equity.

The Company's adjusted net debt to equity ratio at 31 March 2023 and 31 March 2022 was as follows.

	31 March 2023	31 March 2022
Total borrowings	13.84	0.25
Less : Cash and cash equivalent including bank balances other than cash and cash equivalents	3.56	8.14
Adjusted net debt	10.28	(7.89)
Total equity	36.01	34.83
Less : Hedging reserve		
<b>Adjusted equity</b>	36.01	34.83
Adjusted net debt to adjusted equity ratio	0.29	(0.23)

In addition the Company has financial covenants relating to the borrowing facilities that it has taken from the lenders like interest coverage service ratio, Debt to EBITDA etc. which is maintained by the Company.



**Krystal Gourmet Private Limited**

(All Amounts are ₹ in Millions unless otherwise stated)

**Notes to financial statements****Note 36 - Contingent liabilities and commitments (to the extent not provided for)**

	31 March 2023	31 March 2022
<b>a. Contingent liabilities*</b>		
Demands raised by Service tax authorities	6.37	6.37

The Management is of the view that it has valid grounds to defend the demand raised by Provident Fund Department for Damages and Interest Liabilities and consequently no effect was given in the accounts.

<b>c. Commitments</b>	31 March 2023	31 March 2022
Estimated amount of contracts remaining to be executed on capital account and not provided for	-	-

(i) Pending resolution of the respective proceedings, it is not practicable for the Company to estimate the timing of the cash outflows, if any, in respect of the above as it is determinable only on receipt of judgement/decisions pending with various forums/authorities.

(ii) The Company has reviewed all its pending litigations and proceedings and has adequately provided for where provisions are required and disclosed as contingent liabilities where applicable, in its financial statements. Based on the opinion received, the company does not expect the outcome of these proceedings to have a materially adverse effect on its financial position.



**Krystal Gourmet Private Limited***(All Amounts are ₹ in Millions unless otherwise stated)***Notes to financial statements****Note 37 : Leases**

The Company's lease asset primarily consist of leases for buildings and Plant & Machinery having various lease terms. The Company also has certain leases of with lease terms of 12 months or less. The Company applies the 'short-term lease' recognition exemptions for these leases.

Following is carrying value of right of use assets and the movements thereof :

**Right-of-use assets**

Description	For the year ended	
	31 March 2023	31 March 2022
	<b>Building</b>	
<b>Opening Gross Block</b>	-	-
Addition	9.22	-
Deletion	-	-
<b>Closing Gross Block</b>	<b>9.22</b>	-
<b>Opening Accumulated amortisation</b>	-	-
Addition	1.08	-
Deletion	-	-
<b>Closing Accumulated amortisation</b>	<b>1.08</b>	-
<b>Net Block as on</b>	<b>8.14</b>	-

Following is carrying value of Lease Liability and the movements thereof :

**Lease Liability**

Description	For the year ended	
	31 March 2023	31 March 2022
	<b>Building</b>	
<b>Opening Balance</b>	-	-
Addition	9.11	-
Interest Cost accrued during the year	0.57	-
Lease liability payment	(1.23)	-
Deletion		
<b>Closing Balance</b>	<b>8.45</b>	-
Current lease liability	2.22	-
Non - Current lease liability	6.24	-
<b>Total lease liability</b>	<b>8.45</b>	-

The Company does not face a significant liquidity risk with regard to its lease liabilities as the current assets are sufficient to meet the obligations related to lease liabilities as and when they

The table below provides details regarding the contractual maturities of lease liabilities on an undiscounted basis:

Particulars	For the year ended	
	31 March 2023	31 March 2022
Not later than one year	2.22	
Later than one year and not later than five years	-	-
Later than five years	-	-



**Krystal Gourmet Private Limited**

(All Amounts are ₹ in Millions unless otherwise stated)

**Notes to financial statements**
**Note - 38**
**Ratios as at 31 March 2023 and 31 March 2022**

S. No.	Particulars	As at 31 March 2023	As at 31 March 2022	Variation M23 vs M22	% Materiality	Reason for Variance
1	Current Ratio	1.00	1.44	-31%	>25%	Due to Good recovery from trade receivable on account of better collection
2	Debt-Equity Ratio	0.38	0.01	5319%	>25%	Increase due to indas effect of lease liability during the year
3	Debt service coverage ratio	0.84	3.44	-75%	>25%	Due to Increase in Interest on lease liability during the year
4	Return on equity ratio	3.31%	1.35%	145%	>25%	Overall business has improved which resulted in increase in PAT
5	Inventory turnover ratio	76.41	119.76	-36%	>25%	Substantial increase in inventory as compared to COGS
6	Trade receivable turnover ratio	4.77	3.07	55%	>25%	The variance is owing to better recoverability
7	Trade payable turnover ratio	2.28	1.35	69%	>25%	Ratio increased due to increase cost of material and reduction in trade payables.
8	Net capital turnover ratio	10.21	2.44	318%	>25%	Overall increase is on account of increased Revenue from Operation.
9	Net profit ratio	0.86%	0.89%	-4%	<25%	No major varaince
10	Return on capital employed	6.30%	2.82%	123%	>25%	Variance is mainly due to indas adjustment owing to Expected credit loss on Trade receivable
11	Return on Investment					Return on investment is not applicable for the period of financial statement

**Formula for computation of ratios are as follows:**

S. No.	Particulars	Formula
1	Current Ratio	$\frac{\text{Current Assets}}{\text{Current Liabilities}}$
2	Debt-Equity Ratio	$\frac{\text{Total Debt}}{\text{Total Equity}}$
3	Debt Service Coverage Ratio	$\frac{\text{Earning before Interest, Depreciation, Tax \& Exceptional Items}}{\text{Interest payments + Long term loan repayments + Lease payments}}$
4	Return on Equity Ratio	$\frac{\text{Profit after Tax (Attributable to Owners)}}{\text{Average Net worth (excluding other comprehensive income)}}$
5	Inventory Turnover Ratio	$\frac{\text{Cost of material consumed + changes in inventory+ stores \& spares consumption}}{\text{Average Inventories}}$
6	Trade Receivables Turnover Ratio	$\frac{\text{Revenue from operations}}{\text{Average Trade Receivable}}$
7	Trade Payables Turnover Ratio	$\frac{\text{Cost of material consumed + changes in inventory+ stores \& spares consumption}}{\text{Average Trade Payables}}$
8	Net Capital Turnover Ratio	$\frac{\text{Revenue from operations}}{\text{Average Working Capital}}$
9	Net Profit Ratio	$\frac{\text{Profit after Tax}}{\text{Revenue from operations}}$
10	Return on Capital Employed	$\frac{\text{Earing before interest \& tax}}{\text{Average Tangible Net Worth + Average Long Term Debt}}$
11	Return on Investment	$\frac{\text{Interest on FDR + Dividend Income + Gain on Investments}}{\text{Average FDR + Average Investment}}$





Krystal Gourmet Private Limited  
(All Amounts are ₹ in Millions unless otherwise stated)

Note - 39  
First-time Ind AS adoption reconciliations

Reconciliation of total equity as at 31 March 2022, 31 March 2021 and 01 April 2020 and profit or loss for the year ended 31 March 2022 and 31 March 2021:

Particulars	Note No.	Total comprehensive income reconciliation for the year ended		Equity reconciliation as at		
		31st March 2022	31st March 2021	31st March 2022	31st March 2021	1st April 2020
Net profit / equity as per previous GAAP		1.07	1.13	32.11	31.04	29.91
<b>IndAS Adjustments:</b>						
Expected Credit Loss	a	(0.80)	1.60	(5.01)	(4.21)	(5.81)
Deferred Tax	e	0.21	(0.42)	(0.21)	(0.42)	-
Impact on account of investment carried at FVTPL		(0.01)	0.01	0.01	0.01	0.00
<b>Total</b>		<b>(0.60)</b>	<b>1.20</b>	<b>(5.20)</b>	<b>(4.61)</b>	<b>(5.81)</b>
<b>Net profit / Equity for the year as per Ind AS</b>		<b>0.47</b>	<b>2.33</b>	<b>26.91</b>	<b>26.42</b>	<b>24.09</b>
Other comprehensive income (net of tax)		0.04	(0.05)	-	-	-
<b>Net profit before OCI / Other equity as per Ind AS</b>		<b>0.51</b>	<b>2.28</b>	<b>26.91</b>	<b>26.42</b>	<b>24.09</b>

**Notes :**

**a Expected Credit Loss on Financial Assets**

Under Previous GAAP, the Company had created provision for impairment of receivables consisting only in respect of specific amount for incurred losses. Under Ind-AS, impairment allowance has been determined based on Expected Credit Loss (ECL) model.

**b Interest expense on lease liability**

Under previous GAAP, lessee classified a lease as an operating lease or a finance lease based on whether or not the lease transferred substantially all the risk and rewards incident to the ownership of the asset. Operating lease were expensed in the statement of profit and loss. Under Ind AS 116, all arrangement that fall under the definition of lease except those for which short-term lease exemption or low value exemption is applied, the Company has recognised a right-of-use assets and a lease liability on the lease commencement date. Right-of-use assets is amortised over the lease term on a straight line basis and lease liability is measured at amortised cost at the present value of future lease payments.

**c Finance Income**

Under previous GAAP, the security deposits paid for lease rent are shown at the transaction value. Whereas under Ind AS, the same are initially discounted and subsequently recorded at amortized cost at the end of every financial reporting year. Accordingly, the difference between the transaction and discounted value of the security deposits paid is recognized as part of the Right of Use Asset and is amortized over the period of the lease term. Further, interest is accreted on the present value of the security deposits paid for lease rent.

**c Loan processing fees / transaction costs**

Under Ind AS such expenditure are considered for calculating effective interest rate. The impact for the periods subsequent to the date of transition is reflected in the Statement of Profit and Loss.

**d Deferred Tax**

Under Previous GAAP, deferred taxes were recognized for the tax effect of timing differences between accounting profit and taxable profit for the year using the income statement approach. Under Ind AS, deferred taxes are recognized using the balance sheet for future tax consequences of temporary differences between the carrying value of assets and liabilities and their respective tax bases. The above difference, together with the consequential tax impact of the other Ind AS transitional adjustments lead to temporary differences. Deferred tax adjustments are recognized in correlation to the underlying transaction either in retained earnings or through statement of profit and loss or other comprehensive income.

**e Defined Benefit Obligation :**

Both under Previous GAAP and Ind AS, the Company recognised costs related to its post-employment defined benefit plan on an actuarial basis. Under Previous GAAP, the entire cost, including actuarial gain and losses, are charged to profit or loss. Under Ind AS, remeasurements comprising of actuarial gains and losses are recognised in Other Comprehensive Income (OCI).



Krystal Gourmet Private Limited  
(All Amounts are ₹ in Millions unless otherwise stated)

**Note 40 : Tax expense**

**(a) Amounts recognised in profit and loss**

	For the year ended		
	31st March 2023	31st March 2022	31st March 2021
Current income tax	0.77	0.44	0.63
Changes in tax estimates of prior years	-	-	-
<b>Deferred income tax liability / (asset), net</b>			
Origination and reversal of temporary differences	0.16	(0.19)	0.58
Change in tax rate	-	-	-
<b>Deferred tax expense</b>	<b>0.16</b>	<b>(0.19)</b>	<b>0.58</b>
<b>Tax expense for the year</b>	<b>0.93</b>	<b>0.25</b>	<b>1.21</b>

**(b) Amounts recognised in other comprehensive income**

	For the year ended 31st March 2023			For the year ended 31st March 2022		
	Before tax	Tax (expense) benefit	Net of tax	Before tax	Tax (expense) benefit	Net of tax
Items that will not be reclassified to profit or loss						
Remeasurements of the defined benefit plans	0.36	(0.09)	0.27	(0.06)	0.02	(0.04)
	<b>0.36</b>	<b>(0.09)</b>	<b>0.27</b>	<b>(0.06)</b>	<b>0.02</b>	<b>(0.04)</b>

	For the year ended 31st March 2022			For the year ended 31st March 2021		
	Before tax	Tax (expense) benefit	Net of tax	Before tax	Tax (expense) benefit	Net of tax
Items that will not be reclassified to profit or loss						
Remeasurements of the defined benefit plans	(0.06)	0.02	(0.04)	0.07	(0.02)	0.05
	<b>(0.06)</b>	<b>0.02</b>	<b>(0.04)</b>	<b>0.07</b>	<b>(0.02)</b>	<b>0.05</b>

**(c) Reconciliation of effective tax rate**

	For the year ended		
	31st March 2023	31st March 2022	31st March 2021
<b>Profit before tax</b>	<b>1.84</b>	<b>0.76</b>	<b>3.48</b>
Tax using the Company's domestic tax rate	0.48	0.20	0.91
<b>Tax effect of:</b>			
Non-deductible tax expenses	1.38	0.29	0.62
801A Tax (utilised) / incentive	-	-	-
Others	(0.92)	(0.24)	(0.32)
	<b>0.93</b>	<b>0.25</b>	<b>1.21</b>
<b>Effective Rate of Income Tax</b>	<b>50.59%</b>	<b>32.78%</b>	<b>34.60%</b>

**(d) Movement in deferred tax balances**

	Net balance 1 April, 2022	Recognised in profit or loss	Recognised in OCI	31 March 2023	
				Net	Deferred tax asset/(Deferred tax liability)
<b>Deferred tax asset</b>					
Property, plant and equipment	7.00	0.12	-	7.13	7.13
Security deposits	-	-	-	-	-
Compensated absences, gratuity and equity valuation	13.21	(2.31)	-	10.91	10.91
Trade receivables	1.30	(0.37)	-	0.93	0.93
Other current liabilities & borrowings	-	-	-	-	-
<b>Tax assets (Liabilities) (net)</b>	<b>21.52</b>	<b>(2.56)</b>	<b>-</b>	<b>18.97</b>	<b>18.97</b>

**(e) Movement in deferred tax balances**

	Net balance 1 April, 2021	Recognised in profit or loss	Recognised in OCI	31 March 2022	
				Net	Deferred tax asset/(Deferred tax liability)
<b>Deferred tax asset</b>					
Property, plant and equipment	6.46	0.55	-	7.00	7.00
Security deposits	-	-	-	-	-
Compensated absences, gratuity and other benefits	11.92	1.29	-	13.21	13.21
Trade receivables	1.10	0.21	-	1.30	1.30
Other current liabilities & borrowings	-	-	-	-	-
<b>Tax assets (Liabilities) (net)</b>	<b>19.48</b>	<b>2.04</b>	<b>-</b>	<b>21.52</b>	<b>21.52</b>

**(e) Movement in deferred tax balances**

	Net balance 1 April, 2020	Recognised in profit or loss	Recognised in OCI	31 March 2021	
				Net	Deferred tax asset/(Deferred tax liability)
<b>Deferred tax asset</b>					
Property, plant and equipment	7.75	(1.29)	-	6.46	6.46
Security deposits	-	-	-	-	-
Compensated absences, gratuity and equity valuation	16.19	(4.27)	-	11.92	11.92
Trade receivables	1.51	(0.42)	-	1.10	1.10
Other current liabilities & borrowings	-	-	-	-	-
<b>Tax assets (Liabilities) (net)</b>	<b>25.45</b>	<b>(5.98)</b>	<b>-</b>	<b>19.48</b>	<b>19.48</b>

The Company offsets tax assets and liabilities if and only if it has a legally enforceable right to set off current tax assets and current tax liabilities and the deferred tax assets and deferred tax liabilities relate to income taxes levied by the same tax authority.

Significant management judgement is required in determining provision for income tax, deferred income tax assets and liabilities and recoverability of deferred income tax assets; The recoverability of deferred income tax assets is based on estimates of taxable income by each jurisdiction in which the relevant entity operates and the period over which deferred income tax assets will be recovered.

Tax losses for which no deferred tax asset was recognised

In respect of capital loss :

31 March 2023      31 March 2022      31 March 2021

Expiry date 31/3/2023



**Krystal Gourmet Private Limited**

(All Amounts are ₹ in Millions unless otherwise stated)

**Notes to financial statements**

**Note 41**

**Other Statutory Information:**

(i) The company does not have any Benami property, where any proceeding has been initiated or pending against the company for holding any Benami property.

(ii) The company does not have any transactions with companies struck off.

(iii) The company has not traded or invested in Crypto currency or Virtual currency during the financial year.

(iv) The company does not have any charges or satisfaction which is yet to be registered with ROC beyond the statutory period

(v) The company has not advanced or loaned or invested funds to any other person(s) or entity(ies), including foreign entities (Intermediaries) with the understanding that the Intermediary shall:

(a) directly or indirectly lend or invest in other persons or entities identified in any manner whatsoever by or on behalf of the company (Ultimate Beneficiaries) or

(b) provide any guarantee, security or the like to or on behalf of the Ultimate Beneficiaries

(vi) The company has not received any fund from any person(s) or entity(ies), including foreign entities (Funding Party) with the understanding (whether recorded in writing or otherwise) that the company shall:

(a) directly or indirectly lend or invest in other persons or entities identified in any manner whatsoever by or on behalf of the Funding Party (Ultimate Beneficiaries) or

(b) provide any guarantee, security or the like on behalf of the Ultimate Beneficiaries,

(vii) The company does not have any such transaction which is not recorded in the books of accounts that has been surrendered or disclosed as income during the year in the tax assessments under the Income Tax Act, 1961 (such as, search or survey or any other relevant provisions of the Income Tax Act, 1961)

(viii) The company has not been declared as Wilful defaulter by any Banks, Financial institution or Other lenders.

(ix) The Company is in compliance with the number of layers prescribed under clause (87) of section 2 of the Companies Act, 2013 read with the Companies (Restriction on number of Layers) Rules, 2017 (as amended).

**Note 42**

**Maintenance of Books of Accounts under Section 128 of the Companies Act, 2013**

The Company has defined process to take daily back-up of books of account maintained electronically and complied with the provisions of The Companies (Accounts) Rules, 2014 (as amended). However, the Company as a policy, has maintained logs of the daily back-up of such books of account only for 10 days and hence audit trail in relation to daily backup taken was not available for full year.

**Note 43**

In the opinion of the management, the current asset, loan and advances and current liabilities are approximately of the value stated, if realised / paid in ordinary course of business. The provision for all known liabilities is adequate and is not in excess of amounts considered reasonably necessary.

**Note 44**

Balances of advances, deposits, trade receivables, trade payables and other debit and credit balances are subject to confirmation and reconciliation in certain cases. Adjustments, if any, in this regard would be carried out as and when ascertained, which in view of the management would not be material.

**Note 45**

Previous years figures have been regrouped and reclassified wherever necessary.

As Per Our Attached Report of Even Date

For T R Chadha & Co LLP

Chartered Accountants

Firm Registration No. 006711N/N500028

  
Alka Hinge

(Partner)

Membership No: 104574

Date: 25/09/2023

Place: Mumbai

For and on behalf of Board of Directors

Krystal Gourmet Private Limited

  
Pravin Lad  
Director  
(DIN-01710743)

Date: 25/09/2023

Place: Mumbai



Saily Lad

Director

(DIN- 05336504)

